

江西富隆电子科技有限公司

JiangXi Follon Electronics Technology Co.,Ltd

承认书

客户名称: _____

客户料号: _____

供应商名称: 江西富隆电子科技有限公司

供应商料号: EFVH016ADA101M0654-VT

产品型号: VT 16V100uF 6.3*5.4

承认日期: 2025年12月18日

厂商承认

Supplier Approval

核准 Approved by	审核 Checked by	拟制 Prepared By
王大兵		邹艺

客户承认

Customer Approval

核准 Approved by	会签 Countersign	拟制 Prepared By



公司全名: 江西富隆电子科技有限公司

公司地址: 江西省九江市湖口县高新技术产业园海山科技园区数字经济产业园区南区 35 号楼

产品承认书目录

一、承认书封面	第 1 页
二、承认书目录	第 2 页
三、承认书内容	
1. 范围	第 3 页
2. 参考标准	第 3 页
3. 环境保护标准	第 3 页
4. 使用温度范围	第 3 页
5. 电压范围	第 3 页
6. 容量范围	第 3 页
7. 容量偏差范围	第 3 页
8. 漏电流	第 3 页
9. 损耗角	第 3 页
10. 低温特性	第 3 页
11. 浪涌特性测试	第 3 页
12. 耐久性	第 4 页
13. 高温储存	第 4 页
14. 耐焊接热	第 4 页
15. 产品标识	第 4 页
16. 产品图样	第 5 页
17. 产品尺寸	第 5 页
18. 编带说明	第 6 页
19. 无铅回流焊接	第 7 页
20. 引线原材料	第 8 页
21. 电容器代码标志	第 9 页
22. 电容器结构	第 9 页
23. 纹波电流的频率系数	第 9 页
24. 电气参数及料号	第 10 页
25. 片式铝电解电容器一般使用注意事项	第 10 页
A. 电路设计	第 10 页
B. 安装	第 12 页
C. 安装后	第 13 页
D. 维护和检验	第 13 页
E. 紧急情况	第 13 页
F. 储存	第 13 页
G. 处置	第 13 页
M. 注意	第 14 页

1. 范围: Scope

适用“VT系列”片式铝电解电容器

This specification covers “VT Series” V-chip aluminum electrolytic capacitors.

2. 参考标准: Reference Standard

国际标准 IEC 60384 与日本工业标准 JIS C-5101

The international standard IEC 60384 and Japanese industrial standard JIS C-5101.

3. 环境保护标准: Environmental Protection Standard

遵照欧盟指令 2002/95/EC.

Comply with the EU directive 2002/95/EC.

4. 使用温度范围: Operating Temperature Range

6.3V~100V: -55°C ~ +105°C 160V~400V: -40°C ~ +105°C 450V: -25°C ~ +105°C

5. 电压范围: Voltage Range

DC: 4 ~ 450V

6. 容量范围: Capacitance Range

CAP: 0.1 ~ 6800μF

7. 容量偏差范围: Capacitance Tolerance

±20% at 120Hz, +20°C

8. 漏电流: Leakage Current

6.3~120V	Φ4~Φ10	2 分钟后读数 (After 2 minutes of reading)	$I \leq 0.01 CV$ or 3 (μA) whichever is greater $I \leq 0.01 CV$ or 3 (μA) 取较大值
	Φ12.5~Φ18	2 分钟后读数 (After 2 minutes of reading)	$I \leq 0.03 CV$ or 4 (μA) whichever is greater $I \leq 0.03 CV$ or 4 (μA) 取较大值
160~450V	Φ6.3~Φ18	5 分钟后读数 (After 5 minutes of reading)	$I \leq 0.04 CV+100\mu A$ $I \leq 0.04 CV+100\mu A$
Where, I=Leakage current C=rated capacitance in μF, V=rated DC working voltage in V I=漏电流 (μA) C=额定静电容量 (μF) V=额定直流工作电压 (V)			

9. 损耗角: Tan δ 测试频率: 120Hz, 温度: 20°C Measurement frequency: 120Hz, Temperature: 20°C

Rated Voltage (V)	4	6.3	10	16	25	35	50	63~120	160~250	350~450	
Tanδ (max.)	Φ4~Φ10	0.35	0.30	0.24	0.20	0.18	0.16	0.14	0.14	0.20	0.25
	Φ12.5~Φ18	0.40	0.38	0.34	0.30	0.28	0.22	0.18	0.18	0.20	0.25

10. 低温特性: Stability at Low Temperature 测试频率: 120Hz (Measurement frequency: 120Hz)

Rated Voltage (V) 额定工作电压		4	6.3	10	16	25	35	50~63	100~120	160~250	350~450	
Impedance Ratio 阻抗比 ZT/Z20(max)	Φ4~Φ10	$Z(-25^\circ C) / Z(20^\circ C)$	7	4	3	2	2	2	2	3	2	3
	Φ10	$Z(-55^\circ C) / Z(20^\circ C)$	15	8	6	4	4	3	3	4	3	6
	Φ12.5~Φ18	$Z(-25^\circ C) / Z(20^\circ C)$	7	5	4	3	2	2	2	2	2	4
		$Z(-55^\circ C) / Z(20^\circ C)$	17	12	10	8	5	4	3	3	6	10

11. 浪涌测试: Surge Test

浪涌试验 Surge Test (IEC 60384-4)		测试结果 Test result			
循环次数 Cycles	1000	$\Delta C/C\% \leq 20\%$	DF ≤ 规格值 175%	LC ≤ 规定值	外观合格 无不良
充电电压 charging voltage	WV (≤315V) *1.15 or WV (>315V) *1.10				
充电时间 charging time	30s				
放电时间 discharge time	5min 30s				

12. 耐久性: Load Life

在 105℃环境中, 按照规定时间连续加载额定电压后, 待温度恢复到 20℃进行测量时, 应满足以下要求.

The following specifications shall be satisfied when the capacitors are restored to 20℃ after the rated voltage is applied for the specified period of time at 105℃, Should meet the following requirements

After 2000hrs.application of the rated voltage at 105℃, they meet the characteristics listed below 在 105℃ 环境中施加额定工作电压 2000 小时后, 电容器的特性符合下表的要求。	
容量变化率 Capacitance Change	初始值的±20%以内 (≤10V 为初始值的±30%以内) Within ±20% of initial value (Within ±30% of initial value for capacitors of 10V or less)
损耗角正切值 Dissipation Factor	≤初始规定值的 200% 200% or less of initial Specified Value
漏电流 Leakage Current	≤初始规定值 Initial specified value or less

13. 高温储存: Shelf Life

在 105℃环境中, 无负荷放置 1,000 小时后待温度恢复到 20℃, 进行试验前处理 (JIS C 5101-4 4.1 项) 后进行测量时, 应满足上述耐久性的标准值.

The following specifications shall be satisfied when the capacitors are restored to 20℃ after exposing them for 1,000 hours at 105℃ without voltage applied. Before the measurement, the capacitor shall be preconditioned by applying voltage according to Item 4.1 of JIS C 5101-4, Should meet the above durability of the standard value.

14. 耐焊接热: Resistance to Soldering Heat

在 250℃的条件下, 电容器在热板上保持 10 秒, 然后从热板上取下电容器, 让其在室温下恢复, 电容器应满足以下要求:

The capacitors shall be kept on then hot plate maintained at 250℃ for 10 seconds. After removing from the hot plate and restored at room temperature, they meet the following requirement :

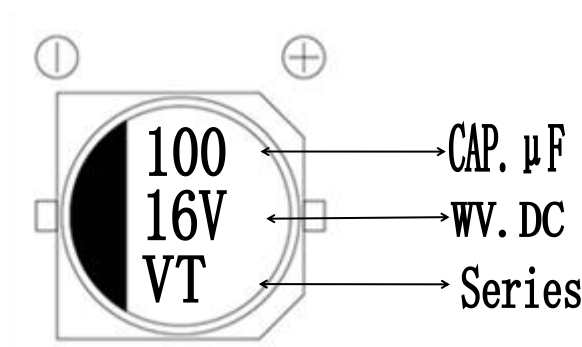
容量变化率 Capacitance Change	±10%初始值内 Within ±10% of the initial value
损耗角正切值 Dissipation Factor	≤初始规定值 Not more than the specified value
漏电流 Leakage Current	≤初始规定值 Not more than the specified value

15. 标识: Marking

电容器标识内容如下:

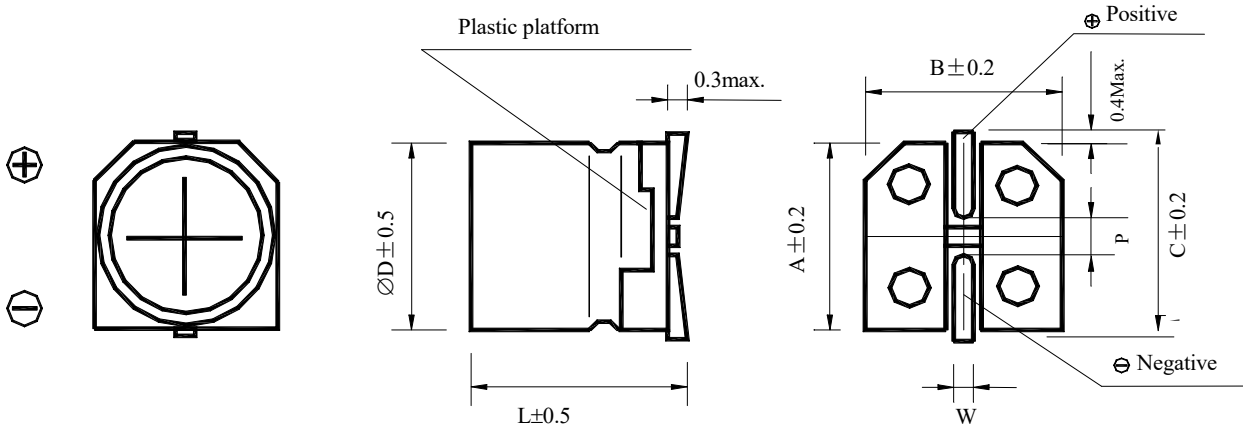
Capacitors shall be legibly marked with the following:

- 1) 产品系列:
Manufacture' s mark
- 2) 额定电压和标称容量:
Rated voltage and nominal capacitance
- 3) 负极标识:
Negative polarity

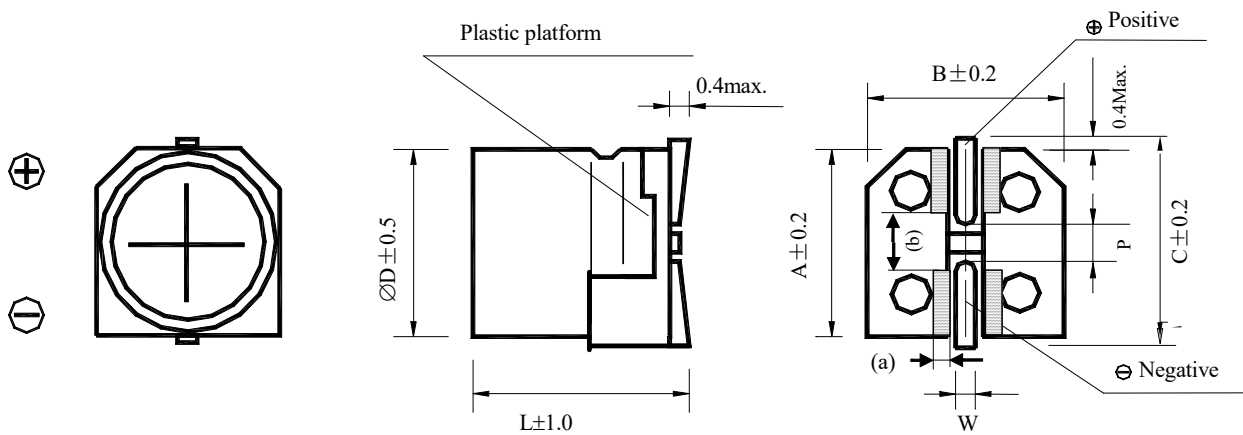


16. 图样: Drawing (Unit: mm)

($\varnothing 4, \sim \varnothing 10$) 端子代码: A 型



($\varnothing 12.5, \sim \varnothing 18$) 端子代码: A 型



17. 尺寸: Dimensions (Unit: mm)

Size	$\varnothing 4 \times 5.4/5.8$	$\varnothing 5 \times 5.4/5.8$	$\varnothing 6.3 \times 4.5$	$\varnothing 6.3 \times 5.4/5.8$	$\varnothing 6.3 \times 7.7$	$\varnothing 6.3 \times 10.5$	$\varnothing 8 \times 6.2/6.5/7.7$
A	4.3	5.3	6.6	6.6	6.6	6.6	8.3
B	4.3	5.3	6.6	6.6	6.6	6.6	8.3
C	5.1	5.9	7.2	7.2	7.2	7.2	9.2
P	1.0	1.5	2.0	2.0	2.0	2.0	2.3
L	5.4/5.8	5.4/5.8	4.5	5.4/5.8	7.7	10.5	6.2/6.5/7.7
W	0.7 \pm 0.2						

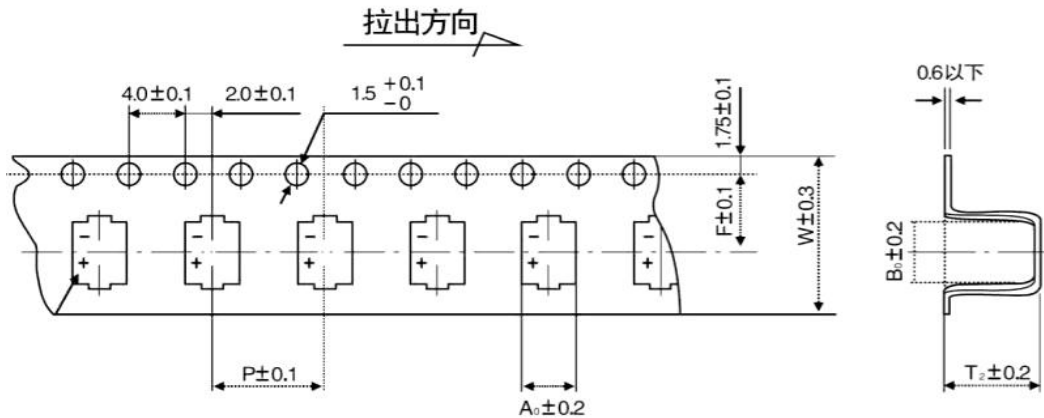
Size	$\varnothing 8 \times 10.5/12.5$	$\varnothing 10 \times 7.7$	$\varnothing 10 \times 10.5/12.5$	$\varnothing 12.5 \times 13.5$	$\varnothing 12.5 \times 16$	$\varnothing 16 \times 16.5$	$\varnothing 16 \times 21.5$	$\varnothing 18 \times 16.5$	$\varnothing 18 \times 21.5$
A	8.3	10.3	10.3	13.0	13.0	17.0	17.0	19.0	19.0
B	8.3	10.3	10.3	13.0	13.0	17.0	17.0	19.0	19.0
C	9.2	11.2	11.2	13.7	13.7	18.0	18.0	20.0	20.0
P	3.1	4.4	4.4	4.4	4.4	6.4	6.4	6.4	6.4
L	10.5/12.5	7.7	10.5/12.5	13.5	16.0	16.5	21.5	16.5	21.5
(a)	0.5	0.5	0.5	1.3	1.3	2.0	2.0	2.0	2.0
(b)	1.8	2.1	2.1	3.0	3.0	3.0	3.0	3.0	3.0
W	0.9 \pm 0.2			1.2 \pm 0.2					

18. 编带说明: Taping Specifications

符合标准 JIS C0806 与 IEC 602863. (Applicable standard JIS C0806 and IEC 60286)

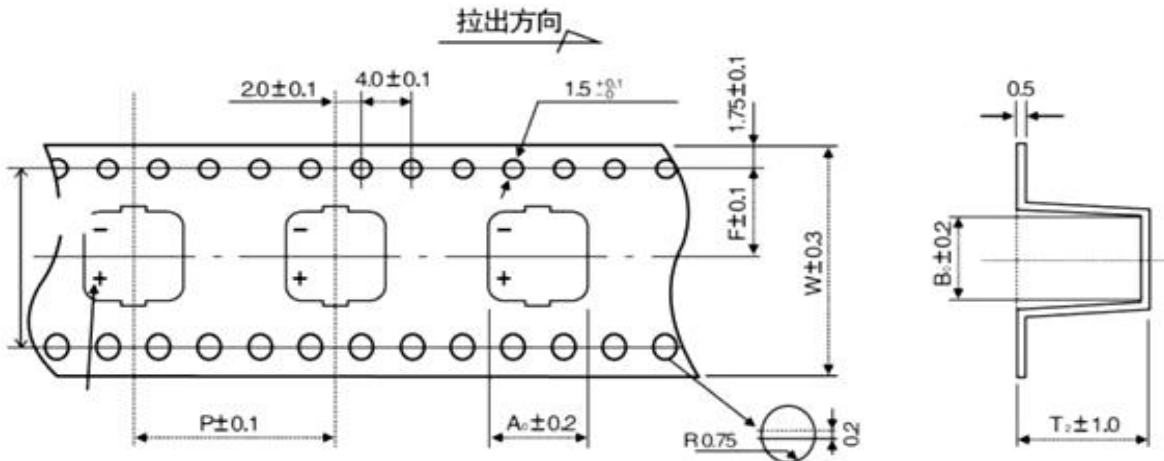
18.1. 盒带图样尺寸与包装 Cassette pattern size and packaging

Fig.1 (Ø4 ~ Ø10)



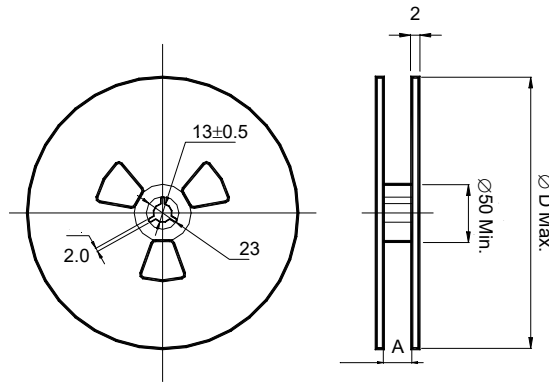
尺寸 Size	W (MM)	P (MM)	F (MM)	A0 (MM)	B0 (MM)	T2 (MM)	形状 Applicable
Φ4*5.4/5.8	12	8	5.5	5.0	5.0	5.8/6.5	Fig. 1
Φ5*5.4/5.8	12	12	5.5	6.0	6.0	5.8/6.5	
Φ6.3*4.5/5.4/5.8	16	12	7.5	7.0	7.0	4.9/5.8/6.5	
Φ6.3*7.7/10.5	16	12	7.5	7.0	7.0	8.5/11.5	
Φ8*6.2/6.5/7.7	16	12	7.5	8.7	8.7	7.0/7.0/8.7	
Φ8*10.5/12.5	24	16	11.5	8.7	8.7	11.0/13.5	
Φ10*7.7/10.5/12.5	24	16	11.5	10.7	10.7	8.5/11.0/13.0	

Fig. 2 (Φ12 以上产品)



尺寸 Size	W (MM)	P (MM)	F (MM)	A0 (MM)	B0 (MM)	T2 (MM)	S	形状 Applicable
Φ12.5*13.5	32	24	14.2	14.0	14.0	14.1	28.4	Fig. 2
Φ12.5*16	32	24	14.2	14.0	14.0	16.4	28.4	
Φ16*16.5	44	28	20.2	17.5	17.5	16.9	40.4	
Φ16*21.5	44	28	20.2	17.5	17.5	23.0	40.4	
Φ18*16.5	44	32	20.2	19.5	19.5	17.5	40.4	
Φ18*21.5	44	32	20.2	22.0	22.0	23.0	40.4	

18.2. 卷盘 : Reel



18.3. 包装数量: Package quantity

规格 Specification	卷装数量 Quantity/Reel	盒装数量 Quantity/Bag	A±0.3 (MM)	D±2 (MM)
Φ4*5.4/5.8	2000 pcs	24000 pcs/12 卷	14	382
Φ5*5.4/5.8	1000 pcs	12000 pcs/12 卷	14	382
Φ6.3*4.5	1500 pcs	15000 pcs/10 卷	18	382
Φ6.3*5.4/5.8	1000 pcs	10000 pcs/10 卷	18	382
Φ6.3*7.7	1000 pcs	10000 pcs/10 卷	18	382
Φ6.3*10.5/11.5	700 pcs	7000 pcs/10 卷	18	382
Φ8*6.2/6.5	1000 pcs	10000 pcs/10 卷	18	382
Φ8*7.7/10.5	500 pcs	4000 pcs/8 卷	26	382
Φ8*12.5	400 pcs	3200 pcs/8 卷	26	382
Φ10*7.7/10.5	500 pcs	4000 pcs/8 卷	26	382
Φ10*12.5	400 pcs	3200 pcs/8 卷	26	382
Φ12.5*13.5	250 pcs	1500 pcs/6 卷	34	382
Φ12.5*16	200 pcs	1200 pcs/6 卷	34	382
Φ16*16.5	150 pcs	600 pcs/4 卷	46	382
Φ16*21.5	100 pcs	400 pcs/4 卷	46	382
Φ18*16.5	150 pcs	600 pcs/4 卷	46	382
Φ18*21.5	100 pcs	400 pcs/4 卷	46	382

19. 无铅回流焊接: Lead-free Reflow Soldering Condition

A. 回流焊条件推荐: Recommended Conditions for Reflow Soldering:

- (1) 应采用红外线及热风回流焊接, 不宜采用汽相加热回流焊接;
A thermal condition system such as infrared radiation (IR) or hot blast should be adopted, and vapor heat transfer systems (VPS) are not recommended.
- (2) 推荐回流焊只进行一次, 回流焊次数如果需要二次, 必须相隔 60 分钟以上;
Reflow soldering should be performed one time. If the capacitor has to be reflowed twice, 60 minutes must be layout between each time.
- (3) 无铅回流焊, 请符合下述条件:
For lead-free type reflow soldering, please observe proper conditions below:
 - a) 从 150°C 至 180°C 的预热时间 < 120 秒以内;
The time of preheating from 150° C to 180° C shall be within maximum 120 seconds;
 - b) 电容器顶部温度超过 217°C 的焊接时间不超过 tL 时间;

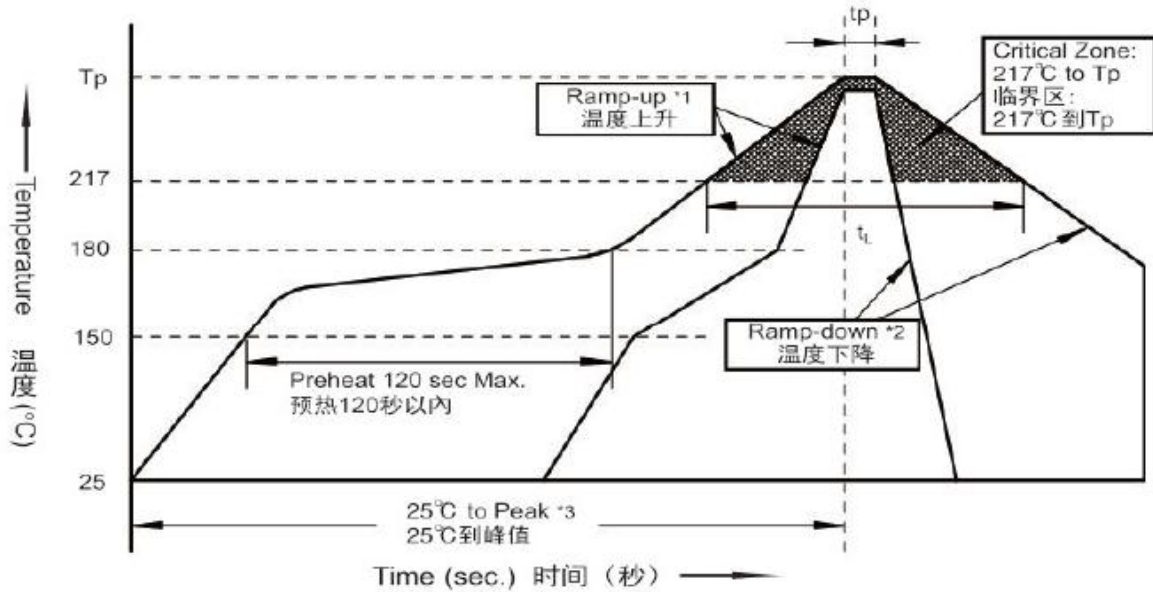
V-chip Aluminum Electrolytic Capacitors

The time of soldering temperature at 217° C measured on capacitors' top shall not exceed tL (second);

c) 电容器顶部尖峰温度不超过 T_p °C，在 5°C 范围内的实际尖峰温度时间不超过 t_p 时间

The peak temperature on capacitors' top shall not exceed T_p (° C), and the time within 5° C of actual peak temperature shall not exceed t_p (second).

B. 回流焊曲线图: Classification Reflow Profile:

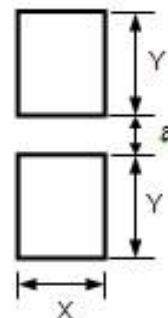


C. 尖峰温度允许范围: Allowable Range of Peak Temperature

Size 尺寸	Voltage (V) 电压	Preheat 预热	T_p (°C)	$t_L \leq$ (second 秒)	$t_p \leq$ (second)	Reflow number 回流焊次数
4~6.3	4~50V	150~180°C 120S Max. (120 秒以内)	260±5	60	5~10	2 times or less 最多 2 次
	63V 以上		250±5	60	5~10	
8~10	4~100V		250±5	60	5~10	
	160V 以上		240±5	40	5	
6.3*4.5 8*6.5	4~100V		240±5	60	5	
12.5 以上	4~450V	240±5	40	5		

D. 表面安装推荐尺寸: Recommended Land Size (Unit: mm)

尺寸 Size	X	Y	a
Φ4	1.6	2.6	1.0
Φ5	1.6	3.0	1.4
Φ6.3	1.6	3.5	1.9
Φ8	2.5	3.5	3.0
Φ10	2.5	4.0	4.0
Φ12.5	3.0	5.7	4.0
Φ16	3.5	6.5	6.0
Φ18	3.5	6.5	6.0

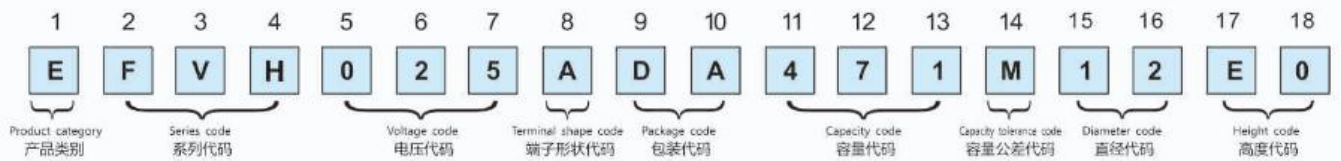


20. 引线原材料: The Raw Materials of Lead Wire

Name	Material	Percentage
TPCS	Fe	71.35%
	Cu	20%
	Sn	8.65%

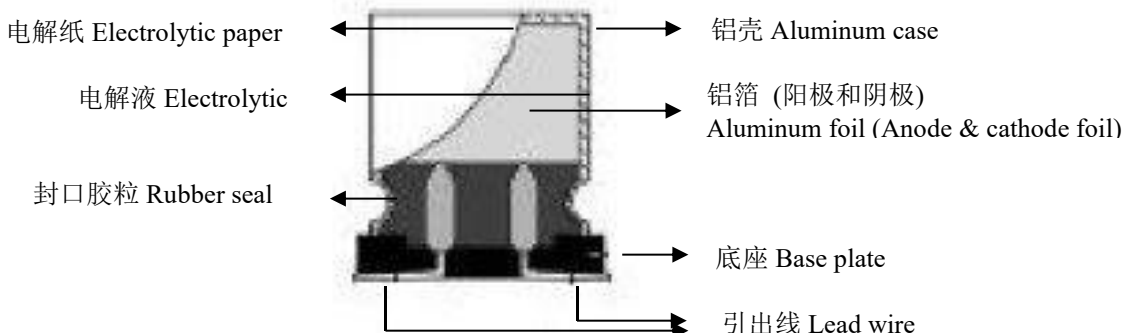
21. 电容器代码标志: Explanation of Part Number

SMD EXPLANATION OF PART NUMBERS 贴片产品编码规则



(2, 3, 4)			(5, 6, 7)		(11, 12, 13)		(14)	(8)		(15, 16)		(17, 18)		
Series 系列	Voltage (w.v) 电压	Code 代码	Capacitance (uF) 静电容量	Code 代码	Cap.Tolerance (%) 容量允许	Code 代码	Tape 端子类型	Code 代码	Diameter () 直径	Code 代码	Length (mm) 高度	Code 代码		
FVE	4	4R0	0.1	0R1	±10	K	No dummy terminal 无辅助端子	A	4	04	5.4	54		
FVH	6.3	6R3	0.22	R22	±20	M	With dummy terminal 有辅助端子	G	5	05	5.8	58		
FVA	10	010	1	010			6.3	06	6.5	65				
FVZ	16	016	4.7	4R7	(9, 10)		Paper tray 纸盘	External diameter 纸盘外径 □(mm)	Fit size 适合尺寸 □D(mm)	Code 代码	8	08	7.7	77
FVR	25	025	10	100							Glue tray 胶盘	380	ØD4-18	DA
FVL	35	035	47	470	Blister box 吸塑盒	380	ØD4-10	DB	12.5	12				
	50	050	100	101					-	ØD12.5-18	TR	RA	16	16
	63	063	470	471	底座 Base plate	引出线 Lead wire	18	18					16	G5
	100	100	1000	102			21.5	N0						
	160	160	4700	472										
	250	250	10000	103										
	350	350												
	400	400												

22. 结构: Construction



23. 额定纹波电流的频率系数 : Frequency Coefficient of Allowable Ripple Current

尺寸代码	频率 (Hz)					
	静电容量 (UF)	50Hz	120Hz	300Hz	1KHz	10KHz~
Φ4~Φ10	0.1~68	0.70	1.00	1.17	1.36	1.50
	100~3300	0.85	1.00	1.08	1.20	1.30
Φ12.5~Φ18	~68	0.75	1.00	1.35	1.57	2.00
	100~680	0.80	1.00	1.23	1.34	1.50
	1000~6800	0.85	1.00	1.10	1.13	1.15

※ 铝电解电容器由于在纹波电流叠加时自我发热，温度上升而老化，每升温 10℃ 寿命减少一半，要想保持长寿命请在使用过程降低纹波电流。

24. 电气参数及料号: Electric parameter and Material number

Part No 料号	Series 系列	Specification 规格	Size (mm) 尺寸	额定容量 范围 (%) Cap. Tolerance	Tan δ 损耗 ≤	LC (μA) 漏电流 (2 分钟) ≤	Ripple Current 纹波电流 (mA) 105℃ 120Hz	耐久性 Endurance at 105℃ (Hours)
EFVH016ADA101M0654-VT	VT	16V100uF	6.3*5.4	±20%	0.20	16	80	2000Hrs

25. 片式铝电解电容器一般使用注意事项

Application guideline for V-CHIP aluminum electrolytic capacitors.

A) 电路设计: Circuit Design

- 1) 充分考虑电容器使用和安装条件在产品目录的规定范围内。

Please make sure the environmental and mounting conditions to which the capacitor will be exposed are within the conditions specified in catalogue.

- 2) 工作温度和施加的纹波电流应在产品目录的规定范围内。

Operating temperature and applied ripple shall be within specification.

- 3) 在设计电路时，应选择符合寿命要求的产品。

Appropriate capacitors which comply with the life requirement of the products should be selected when designing the circuit.

- 4) 铝电解电容器是有极性的，不应加反向电压或交流电压。对可能出现反向电压的电路，应选择双极性电容器。注意：即使双极性电容器，也不能直接用于纯交流电路。

Aluminum electrolytic capacitors are polar. Make sure that no reverse voltage or AC voltage is applied to the capacitors. Please use bi-polar capacitors for a circuit that can possibly see reversed polarity.

Note: Even bi-polar capacitors cannot be used for AC voltage application.

- 5) 对需要快速和频繁充放电的电路，不应使用铝电解电容器而应选择特别设计的具有长寿命的电容器。

Do not use aluminum electrolytic capacitors in a circuit that requires rapid and very frequent charge discharge. In this type of circuit, it is necessary to use a special design capacitor with extended life characteristics.

- 6) 不应使用过载电压。Do not apply excess voltage.

- ① 直流电压与纹波电压叠加后的峰值电压不应超过额定工作电压。

Please pay attention to that the peak voltage, which is DC voltage overlapped by ripple current, will not exceed the rated voltage.

- ② 若 2 个以上电容器串联，应确保施加电压低于额定值，而且要并联一个平衡电阻，以使每个电容器所加电压相等。

In the case where more than 2 aluminum electrolytic capacitors are used in series, please make sure that applied voltage will be lower than rated voltage and the voltage will be applied to each capacitor equally by using a balancing resistor in parallel with the capacitor

- ③ 若 2 个以上电容器串联，应确保施加电压低于额定值，而且要并联一个平衡电阻，以使每个电容器所加电压相等。

In the case where more than 2 aluminum electrolytic capacitors are used in series, please make sure that applied voltage will be lower than rated voltage and the voltage will be applied to each capacitor equally by using a balancing resistor in parallel with the capacitor

7) 电容器不能应用于下述环境条件下：

Aluminum electrolytic capacitors shall not be used under the following environmental conditions:

- ① (a) 电容器被暴露于水（包括浓缩液）、盐水或油中。

Capacitors will be exposed to water (including condensation), brine or oil.

- (b) 周围环境中存在有硫化氢、亚硫酸、亚硝酸、氯气、溴气、溴化甲烷、氨气等有毒气体。

Ambient conditions that include toxic gases such as hydrogen sulfide, sulfurous acid, nitrous acid, chlorine, bromine, methyl bromide, ammonium, etc.

- (c) 周围环境中存在有臭氧、紫外线及辐射。

Ambient conditions that expose the capacitor to ozone, ultraviolet ray and radiation.

- ② 严重的振动及机械冲击超过产品目录的规定范围。

Severe vibration and physical shock conditions that exceed specification.

振动的测试条件如下：

Vibration test condition: 振动频率范围： 10-55-10Hz

vibration frequency range: 10~55~10Hz 扫描频率： 10-55-10Hz/分钟

sweep rate: 10~55~10Hz/minute 扫描方式： 对数

sweep method: logarithmic 振幅或加速度： 1.5mm (最大加速度为 10G)

amplitude or acceleration: 1.5mm (max. acceleration is 10G)

振动方向： X、Y、Z 方向 direction of vibration: X, Y, Z direction

测试时间： 每个方向 2 小时 testing time: 2 hours per each direction

冲击一般不适用. Shock is not applicable normally.

如有特殊要求，请与我们联系。

If a particular condition is required, please contact our sales office.

- 8) 电解液主要化学溶剂及电解纸为易燃物，且电解液导电。当电解液与 PC 板接触时，可能会腐蚀 PC 板上的线路，或造成短路，以致产生烟或着火。因此在电容器封口下端不应有任何线路。

The main chemical solution of the electrolyte and the separator paper used in the capacitors are combustible. The electrolyte is conductive. When it comes in contact with the PC board, there is a possibility of pattern corrosion or short circuit between the circuit pattern, which could result in smoking or catching fire. Do not locate any circuit pattern beneath the capacitor end seal.

- 9) 设计线路板时应确保发热元器件不靠近铝电解电容器或 PC 板的另一面，避免其正好在电容器下面。

Do not design a circuit board that the heat generating components are placed near the aluminum electrolytic capacitor or on the reverse side of PC board, if that just under the capacitor.

- 10) 设计线路板时应考虑到电容器的电性能可能随温度和频率的变化而变化。

Electrical characteristics may vary depending on changes in temperature and frequency. Please consider this variation when you design circuits.

- 11) 当 2 个以上电容器并联时，应考虑到通过这些电容器的电流平衡。

When you install more than 2 capacitors in parallel, please consider the balance of current flowing into the capacitors.

- 12) 在双面线路板上安装电容器时，电容器的安装位置应避开多余的基板孔和过孔。

While mounting capacitors on double-side PC board, the capacitors should be away from those unnecessary base plate holes and connection holes.

B) 安装: Mounting

- 1) 一旦电容器经过安装及加载，不要再试图用于其他线路板或其他用途。

Once a capacitor has been assembled in the set and power applied, do not attempt to re-use the capacitor in other circuits or application.

- 2) 贮存超过 2 年的电容器, 其漏电流可能增大。若漏电流增大, 请使用 1K Ω 电阻做放电处理。
Leakage current of the capacitors that have been stored for more than 2 years may increase. When leakage current has increased, please perform a voltage treatment using a 1k Ω resistor.
- 3) 在将电容器安装在 PC 板之前, 请确认其规格和极性。
Please confirm specifications and polarity before installing capacitors on the PC board.
- 4) 不要将电容器掉在地上, 或不要使用掉在地上的电容器。
Do not drop capacitors on the floor, nor use a capacitor that was dropped.
- 5) 安装时请不要损伤电容器。Do not deform the capacitor during installation.
- 6) 请注意贴片机的吸头、产品检测夹具或对中装置对电容器的机械冲击。
Please pay attention to the mechanical shock to the capacitor by suction nozzle of the automatic insertion machine or automatic mounter, or by product checker, or by centering mechanism.
- 7) 回流焊: Reflow soldering
 - ① 请遵守产品目录中的回流焊条件。
Please follow “Reflow Soldering Conditions” in catalogue.
 - ② 当使用红外线加热时, 请注意加热程度, 因为红外线吸收率会随着电容器颜色和大小不同而改变。
When an infrared heater is used, please pay attention to the extent of heating since the absorption rate of infrared will vary due to difference in the color and size of the capacitor.
- 8) 将电容器焊接在 PC 板后, 不要倾斜或扭动电容器。
Do not tilt lay down or twist the capacitor body after the capacitor are soldered to the PC board.
- 9) 不要抓住焊接后的电容器搬动 PC 板。
Do not carry the PC board by grasping the soldered capacitor.
- 10) 不要让任何物品接触焊接后的电容器, 如果 PC 板堆放储存, 请确保 PC 板或其他零部件不触到电容器。
Please do not allow anything to touch the capacitor after soldering. If PC boards are stored in stack, please make sure the PC board or other components away from the capacitor.
- 11) 焊接后的电容器不应受到任何已焊接 PC 板或其他元器件热辐射的影响。
The capacitors shall not be effected by any radiated heat from the soldered PC board or other components after soldering.
- 12) 清洗: Cleaning
 - ① 不能用卤化清洗剂清洗电容器。如必须使用卤化清洗剂, 请与我们销售部门联系。
Do not clean capacitors with halogenated cleaning agent. However, if it is necessary to clean with halogenated cleaning agent, please contact our sales office.
 - ② 推荐清洗方法: Recommended cleaning method
使用范围: 任何类型及规格 Applicable: Any type, any ratings
清洗方法: 浸泡、超声波或其他方法的总清洗时间应在 2 分钟内。清洗剂温度应在 40 $^{\circ}\text{C}$ 以下。清洗后, 应将电容器与 PC 板一起用热风吹至少 10 分钟。热风温度应低于电容器工作温度。水洗后若不充分吹干, 可能导致外观不良, 如座板发胀等。
Cleaning conditions : Total cleaning time shall be within 2 minutes by immersion, ultrasonic or other methods. Temperature of the cleaning agents shall be 40 $^{\circ}\text{C}$ or below. After cleaning, capacitors should be dried by using hot air for the minimum 10 minutes along with the PC board mounted. Hot air temperature should be within the maximum operating temperature of the capacitor. Insufficient dryness after water rinse may cause appearance problems, such as bottom-plate bulge and etc.
 - ③ 避免使用破坏臭氧层的清洗剂以保护环境。
Avoid using ozone destructive substances as cleaning agents for protecting global environment.

C) 安装后

In the Equipment

- 1) 不要直接用手接触电容器正负极。Do not directly touch terminal by hand.
- 2) 不要在正负极之间用导体连接, 也不要再在电容器及其附近溅撒导电液体, 如酸碱溶液等。

Do not link positive terminal and negative terminal by conductor, nor spill conductible liquid such as alkaline or acidic solution on or near the capacitor.

- 3) 在使用环境中应避免溅上水或油，避免阳光直射、紫外线照射、辐射、有毒气体、振动或机械冲击。
Please make sure that the ambient conditions where the set is installed are free from spilling water or oil, direct sunlight, ultraviolet rays, radiation, poisonous gases, vibration or mechanical shock.

D) 维护和检验

Maintenance and Inspection

请定期检测安装在工业设备上的电容器。检测项目如下：

Please periodically inspect the aluminum capacitors that are installed in industrial equipment. The following items should be checked:

外观：明显缺陷，如防爆阀打开、电解液泄露等。

Appearance: remarkable abnormality such as pressure relief vent opening, electrolyte leaking, etc.

电性能：电容量、损耗角正切、漏电流等，具体数据参见产品目录和相关产品规格书。

Electrical characteristics: capacitance, dielectric loss tangent, leakage current and etc., which are specified in catalogue or alternate product specification.

E) 紧急情况 In an Emergency

- 1) 若看见因防爆阀动作而产生的烟气，请关闭主开关或拔开分离器。

If you see smoke due to operation of safety vent, please turn off the main switch or pull out the plug from the outlet.

- 2) 若吸入气体或咽下电解液，应立即用水清洗口腔和喉咙。

If you breathe the gas or ingest the electrolyte, please wash out your mouth and throat with water immediately.

- 3) 若皮肤沾上电解液，请用肥皂和水清洗干净。

If your skin is exposed to the electrolyte, please wash it away using soap and water.

F) 储存 Storage

- 1) 不要将电容器储存在温度和湿度高的地方，储存环境应为温度：5℃-35℃，相对湿度：<75%，储存地点：室内。

Do not keep capacitor in high temperature and high humidity atmosphere.

Storage conditions should be: Temperature: 5℃~35℃, Humidity: lower than 75%; Place :

Indoor

- 2) 避免电容器的储存环境中水、盐水或油。

Avoid ambient conditions where capacitors are covered with water, brine or oil.

- 3) 避免电容器暴露在臭氧、紫外线或辐射中。

Avoid ambient conditions where capacitors are exposed to ozone, ultraviolet ray or radiation.

G) 处置 Disposal

请用下面任何一种方法处置电容器：

Please take either of the following methods in disposing capacitors.

- 1) 在电容器壳体上开孔或将电容器压碎后焚烧。

Incinerate them after crushing capacitors or making a hole on the capacitor body.

- 2) 如不能进行焚烧，请交给废物处理机构进行填埋。

If incineration is not applicable, hand them over to a waste disposal agent and have them buried in landfills.

(M) 注意 MPORTANT NOTICE

MPORTANT NOTICE

注意

Jiangxi Follon Electronic Technology Co., Ltd. / Guangdong Follon Electronic Technology Co., Ltd. (FOLLON) reserves the right to make corrections, modifications, enhancements, improvements, and other changes to its products and services at any time and to discontinue any products or services. Customers should obtain the latest relevant information before placing orders and should verify that such information is current and complete.

江西富隆电子科技有限公司 / 广东富隆电子科技有限公司（以下简称富隆）保留对产品、服务、文档的任何修改、更正、提高、改善和其他改变，或停止提供任何产品和服务的权利。客户在下单和生产前应确保所得到的信息是最新、最完整的。

FOLLON assumes no liability for applications assistance or customer product design. Customers are responsible for their products and applications using FOLLON components. 富隆对相关应用的说明和协助以及客户产品的板级设计不承担任何责任。

FOLLON products are not authorized for use in safety-critical applications (such as life support devices or systems) where a failure of the FOLLON product would reasonably be expected to affect the safety or effectiveness of that devices or systems.

富隆的产品并未授权用于诸如生命维持设备等安全性极高的应用中。

The acknowledgement document provided by FOLLON sales personnel shall prevail. The information included herein is believed to be accurate and reliable. However, FOLLON assumes no responsibility for its use; nor for any infringement of patents or other rights of third parties which may result from its use.

以富隆销售人员提供的承认书文档为准。本文中的相关信息是精确和可靠的，但富隆并不对其负责，也不对任何可能的专利和第三方权利的侵害负责。

If you have any questions, please contact our sales personnel.

如果您有任何疑问，请联系我们的销售人员。