

### ACM Series

#### Features

- High common mode impedance at high frequency effects excellent noise suppression performance.
- ACM series realizes small size and low profile.
- The products contain no lead and also support lead- free soldering.
- Halogen Free.

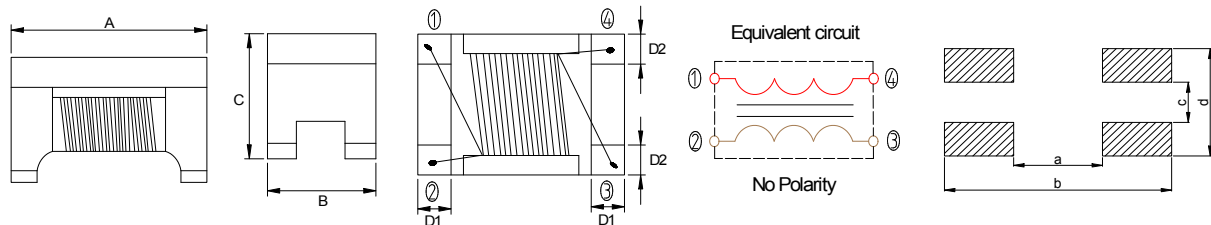
#### Applications

- The ACM Series is effective in high frequency noise suppression and suitable for suppression of radiation noise in signal cables.
- The common mode choke coil structure enables noise suppression without degrading the signal.
- ACM series can be used as a common mode filter for LVDS, USB2.0 and IEEE1394.

#### Test Conditions

- All test data is referenced to 25°C ambient.
  - Operating temperature range -40°C to +125°C.
  - The part temperature(ambient + temp rise)should not exceed 125°C under worst case operating conditions.
- Circuit design,component placement, PCB trace size and thickness,airflow and other cooling provisions all affect the part temperature,part temperature should be verified in the end application.

#### External Dimensions (Unit:mm)



TYPE	A	B	C	D1 typ	D2 typ	a typ	b typ	c typ	d typ	Q'TY/Reel
ACM1210	1.2±0.2	1.0±0.2	0.8±0.1	0.33	0.36	0.5	1.55	0.3	1.0	3000
ACM1608	1.6±0.2	0.8±0.2	1.1±0.2	0.33	0.35	0.73	1.89	0.25	0.85	3000
ACM2012	2.0±0.2	1.2±0.2	1.2±0.2	0.5	0.5	1.2	2.6	0.4	1.2	2000
ACM2520	2.5±0.2	2.0±0.2	1.2±0.2	0.45	0.6	1.2	3.2	0.6	2.0	2000
ACM3216	3.2±0.2	1.6±0.2	1.8±0.2	0.6	0.5	2.2	3.7	0.5	1.6	2000
ACM3225	3.2±0.2	2.5±0.2	2.2±0.2	0.75	0.9	2.0	3.7	0.6	2.5	1500
ACM4532	4.5±0.2	3.2±0.2	2.8±0.2	1.0	1.2	2.5	4.8	0.7	3.8	500

## 2. Part Number Code

ACM	2012	T	900	W
Series Name	Dimensions L*W	Tolerance	Impedance	Internal Controls

### ACM Series

Part Number	Common Mode Impedance Z( $\Omega$ ) @100MHz	DC Resistance (m $\Omega$ ) Max.	Irms (mA)Max.	Rated Voltage Vdc(V)Max.	Withstanding Voltage Vode(V)Max.	Insulation Resistance (M $\Omega$ )Min.
ACM1210T200W2	20	150	500	20	50	10
ACM1210T350W2	35	180	430	20	50	10
ACM1210T450W2	45	180	420	20	50	10
ACM1210T600W2	60	300	400	20	50	10
ACM1210T900W2	90	300	400	20	50	10
ACM1210T161W2	160	400	260	20	50	10
ACM1210T201W2	200	400	250	20	50	10
ACM1210T301W2	300	500	200	20	50	10
ACM1608T250W2	25	100	500	20	50	10
ACM1608T600W2	60	200	350	20	50	10
ACM1608T900W2	90	250	300	20	50	10
ACM1608T141W2	140	250	300	20	50	10
ACM1608T221W2	220	250	300	20	50	10
ACM2012T300W2	30	200	450	50	125	10
ACM2012T500W2	50	250	550	50	125	10
ACM2012T750W2	75	250	400	50	125	10
ACM2012T900W2	90	300	400	50	125	10
ACM2012T101W2	100	300	400	50	125	10
ACM2012T121W2	120	300	400	50	125	10
ACM2012T161W2	160	350	350	50	125	10
ACM2012T181W2	180	350	350	50	125	10
ACM2012T201W2	200	350	300	50	125	10
ACM2012T221W2	220	350	300	50	125	10
ACM2012T251W2	250	400	300	50	125	10
ACM2012T261W2	260	400	300	50	125	10
ACM2012T301W2	300	400	290	50	125	10
ACM2012T361W2	360	400	300	50	125	10
ACM2012T371W2	370	450	280	50	125	10
ACM2012T481W2	480	550	200	50	125	10
ACM2012T501W2	500	550	200	50	125	10
ACM2012T601W2	600	550	300	50	125	10
ACM2012T671W2	670	600	180	50	125	10
ACM2012T681W2	680	700	180	50	125	10
ACM2012T751W2	750	800	150	50	125	10

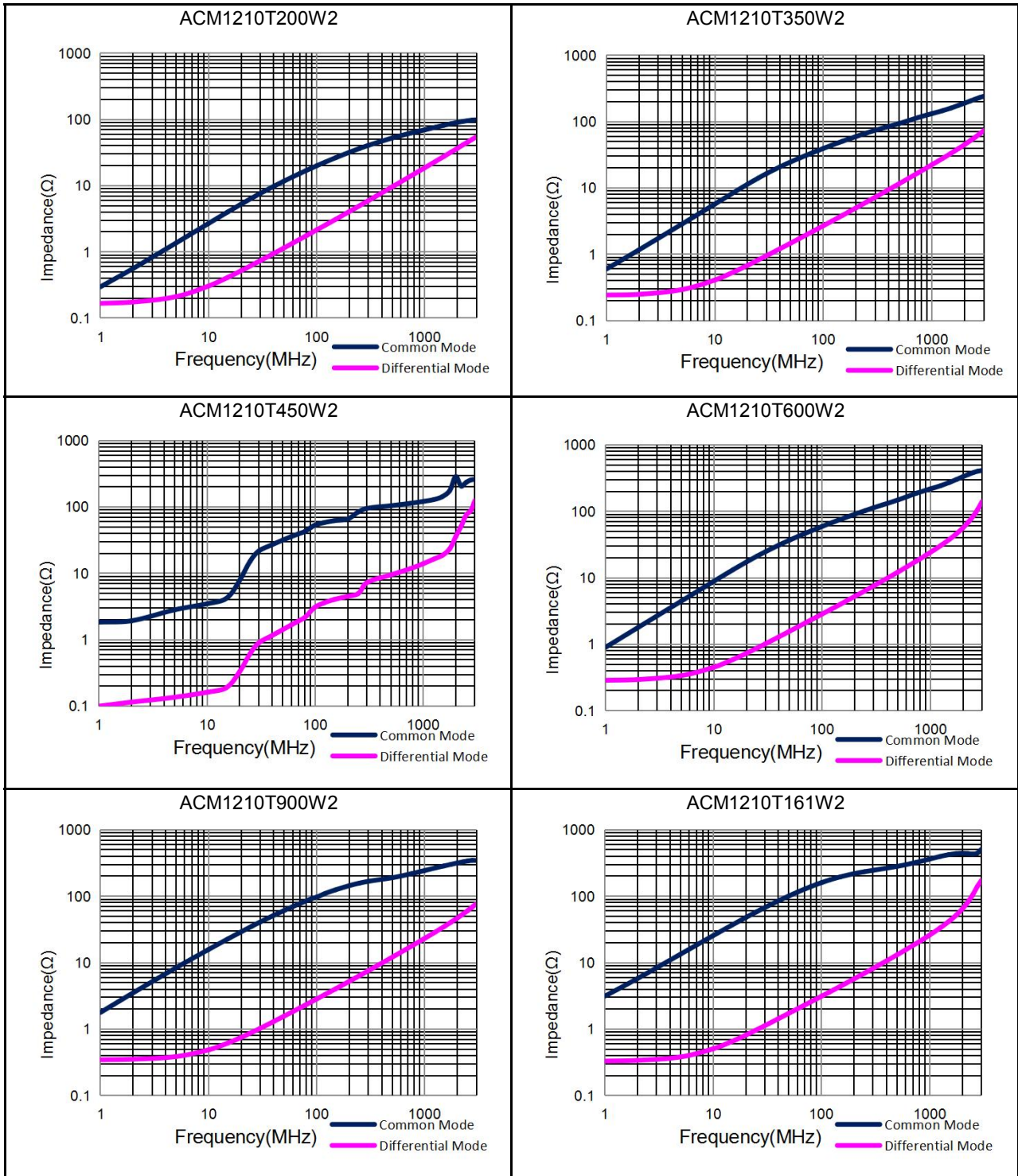
### ACM Series

Part Number	Common Mode Impedance Z( $\Omega$ ) @100MHz	DC Resistance (m $\Omega$ ) Max.	Irms (mA)Max.	Rated Voltage Vdc(V)Max.	Withstanding Voltage Vode(V)Max.	Insulation Resistance (M $\Omega$ )Min.
ACM2012T801W2	800	880	150	50	125	10
ACM2012T901W2	900	1000	100	50	125	10
ACM2012T102W2	1000	1000	100	50	125	10
ACM2520T301W2	300	250	400	50	125	10
ACM2520T451W2	450	300	350	50	125	10
ACM2520T601W2	600	380	330	50	125	10
ACM2520T801W2	800	420	300	50	125	10
ACM2520T102W2	1000	500	240	50	125	10
ACM3216T500W2	50	250	400	50	125	10
ACM3216T900W2	90	300	370	50	125	10
ACM3216T161W2	160	400	340	50	125	10
ACM3216T261W2	260	500	310	50	125	10
ACM3216T601W2	600	800	260	50	125	10
ACM3216T102W2	1000	1000	230	50	125	10
ACM3216T222W2	2200	1200	200	50	125	10
ACM3225T900W2	90	60	1000	50	125	10
ACM3225T101W2	100	60	1000	50	125	10
ACM3225T121W2	120	60	1000	50	125	10
ACM3225T201W2	200	80	1000	50	125	10
ACM3225T501W2	500	100	1000	50	125	10
ACM3225T601W2	600	100	1000	50	125	10
ACM3225T102W2	1000	100	1000	50	125	10
ACM3225T122W2	1200	300	400	50	125	10
ACM3225T142W2	1400	300	400	50	125	10
ACM3225T242W2	2400	300	640	50	125	10
ACM4532T800W2	80	50	2500	50	125	10
ACM4532T900W2	90	50	2500	50	125	10
ACM4532T121W2	120	50	2000	50	125	10
ACM4532T201W2	200	50	2000	50	125	10
ACM4532T231W2	230	60	1600	50	125	10
ACM4532T361W2	360	60	1600	50	125	10
ACM4532T421W2	420	70	1600	50	125	10
ACM4532T501W2	500	80	1500	50	125	10
ACM4532T601W2	600	80	1500	50	125	10

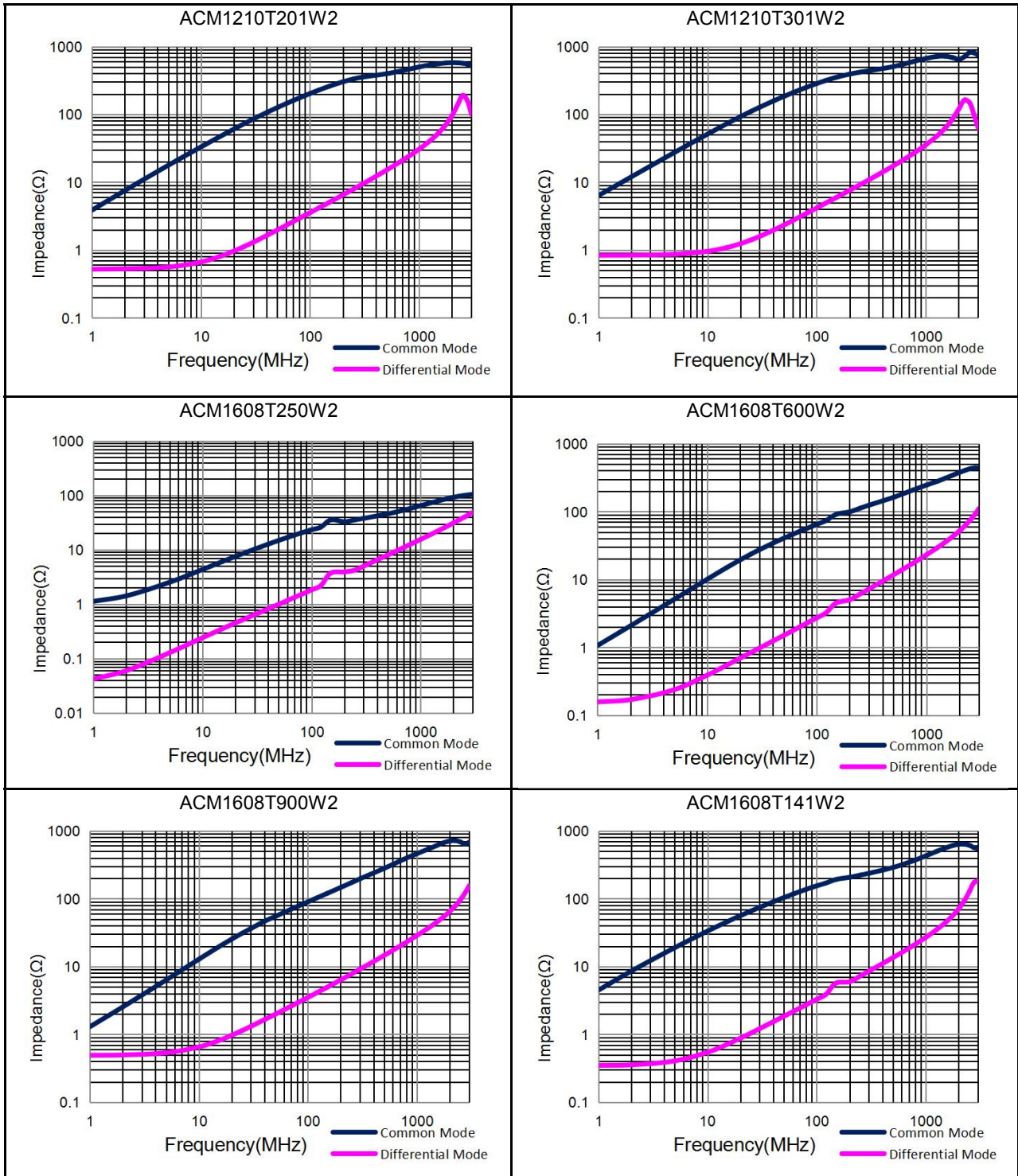
### ACM Series

Part Number	Common Mode Impedance Z( $\Omega$ ) @100MHz	DC Resistance (m $\Omega$ ) Max.	Irms (mA)Max.	Rated Voltage Vdc(V)Max.	Withstanding Voltage Vode(V)Max.	Insulation Resistance (M $\Omega$ )Min.
ACM4532T701W2	700	80	1200	50	125	10
ACM4532T801W2	800	90	1200	50	125	10
ACM4532T901W2	900	100	1200	50	125	10
ACM4532T102W2	1000	100	1000	50	125	10
ACM4532T122W2	1200	100	1000	50	125	10
ACM4532T142W2	1400	100	1000	50	125	10

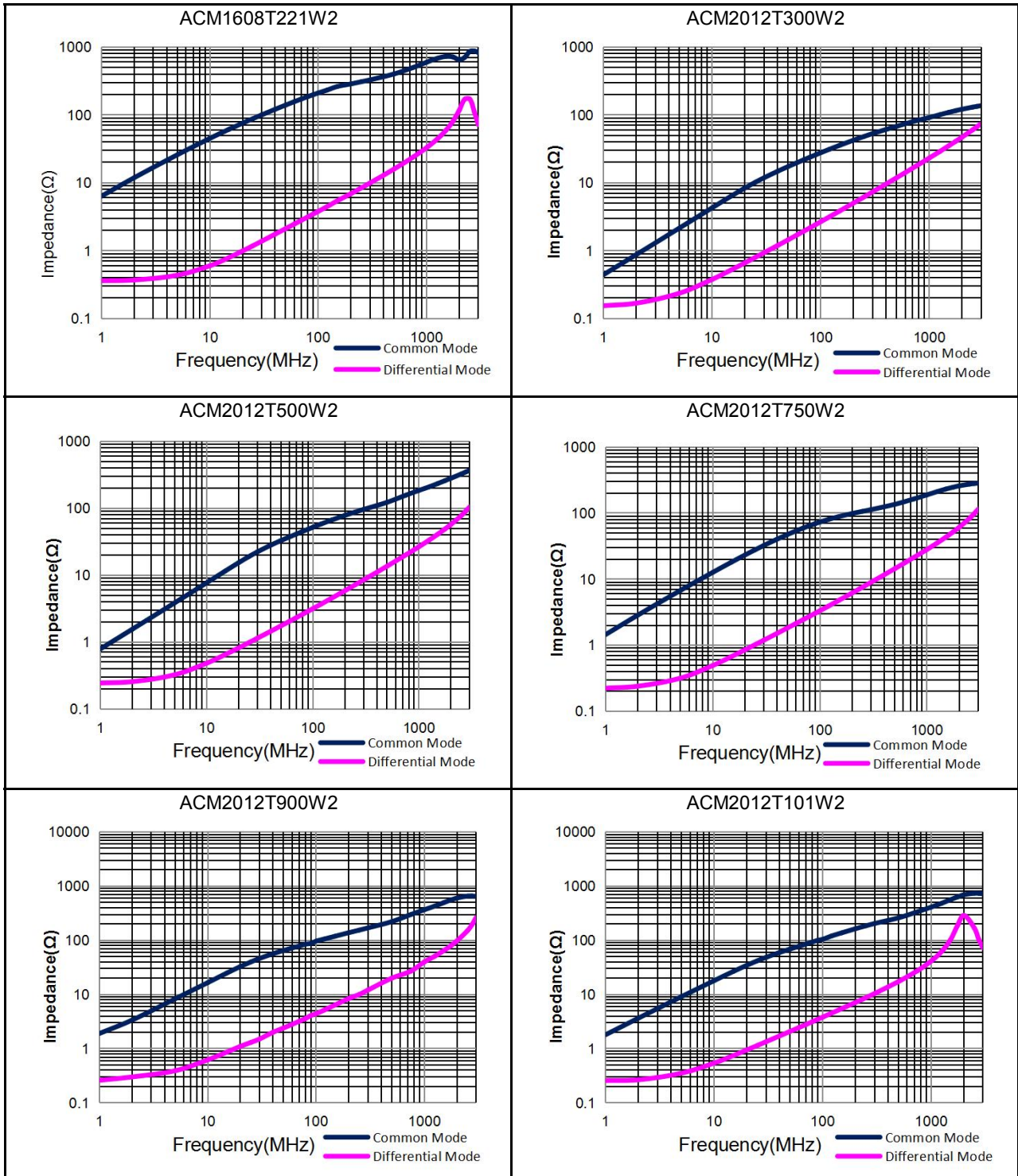
### Characteristics(Reference)



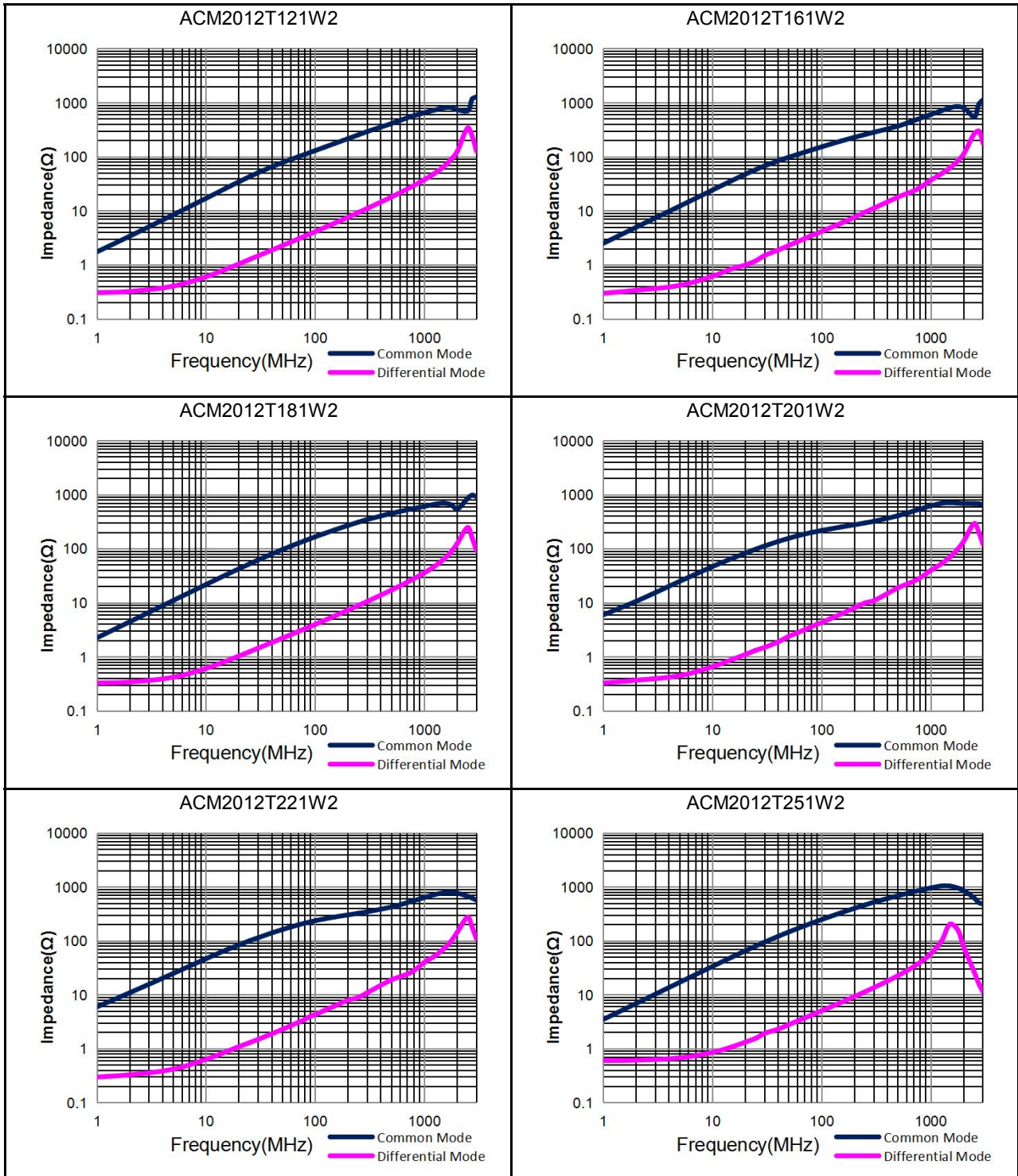
### Characteristics(Reference)



### Characteristics(Reference)

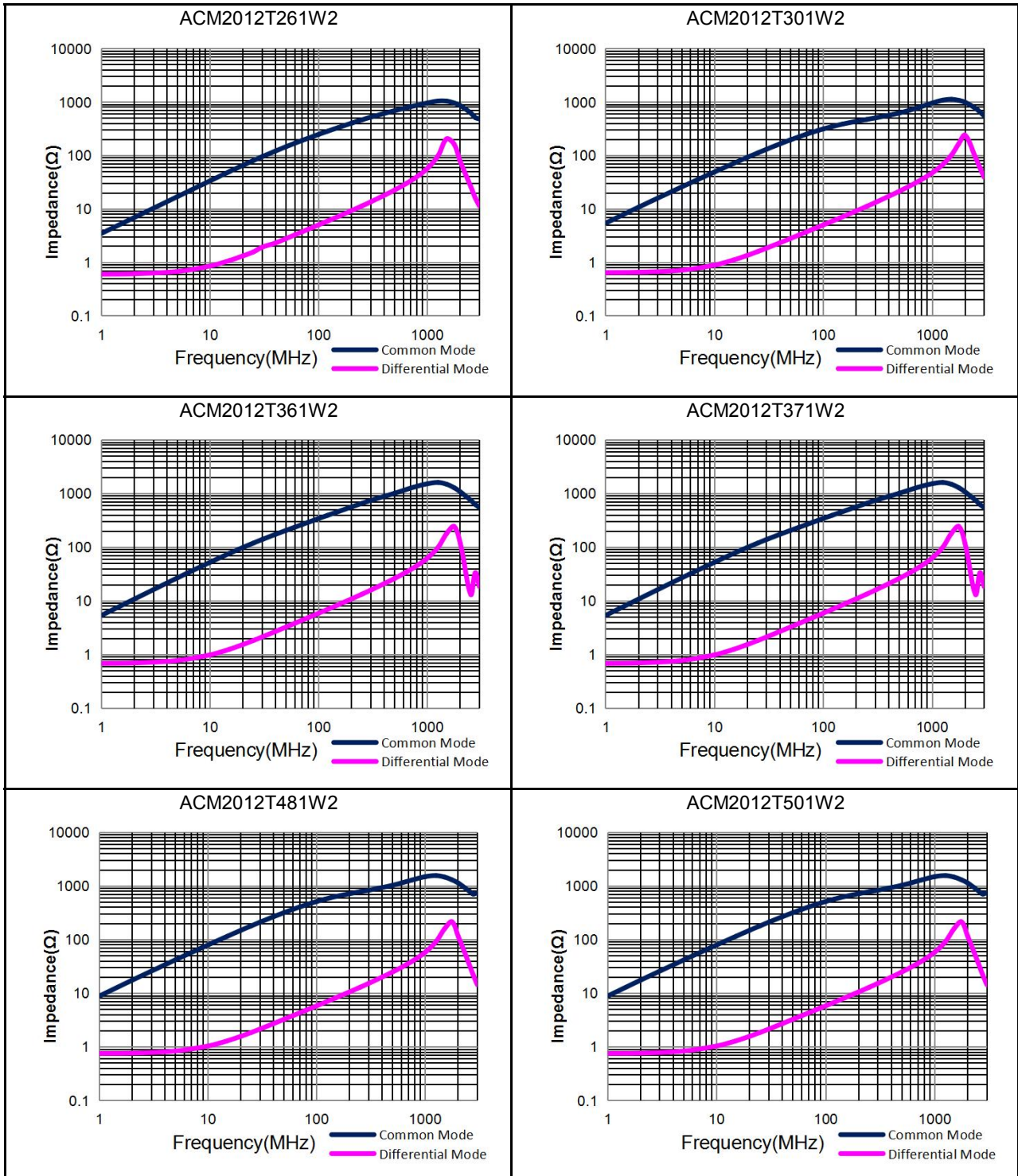


### Characteristics(Reference)

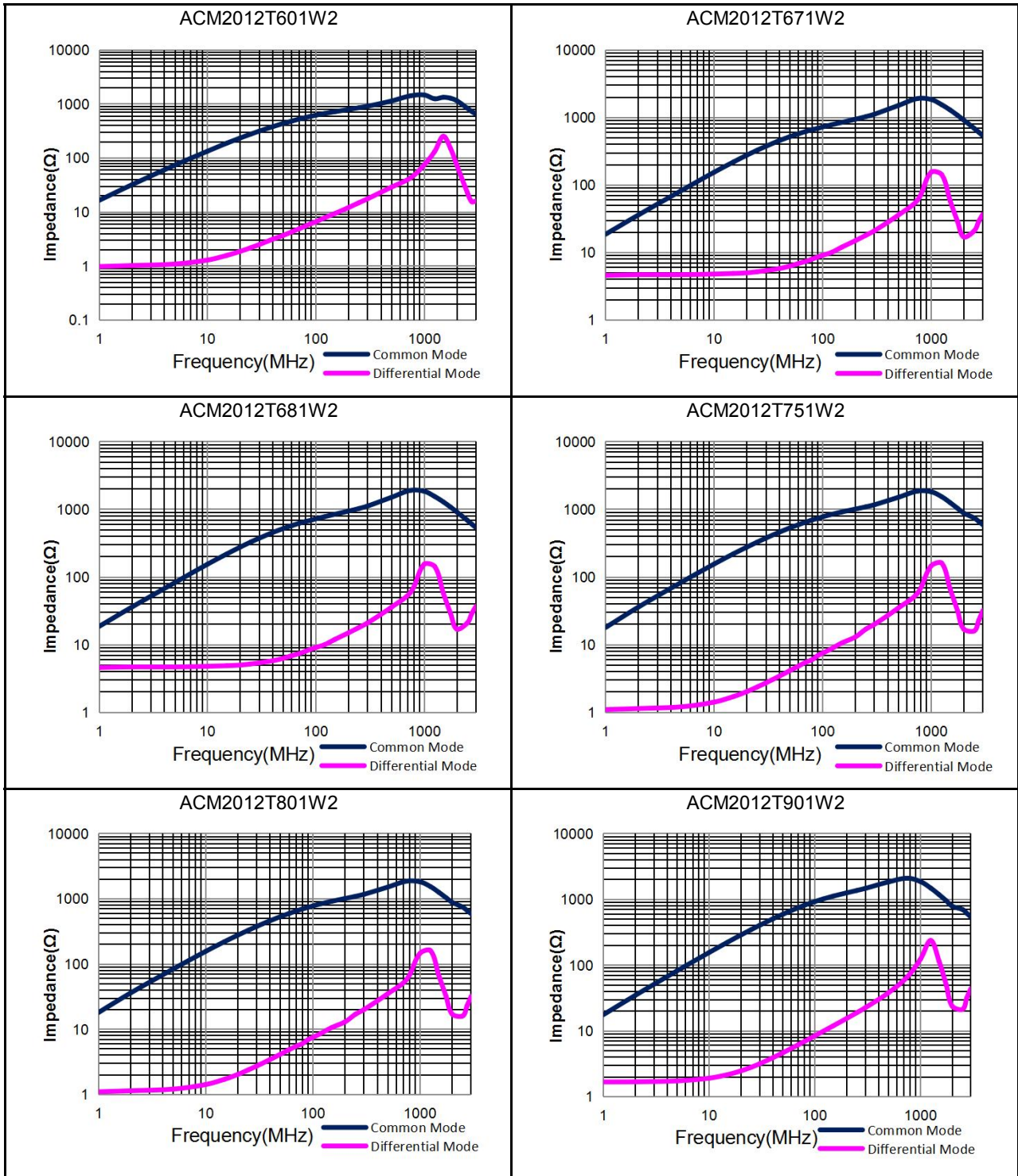




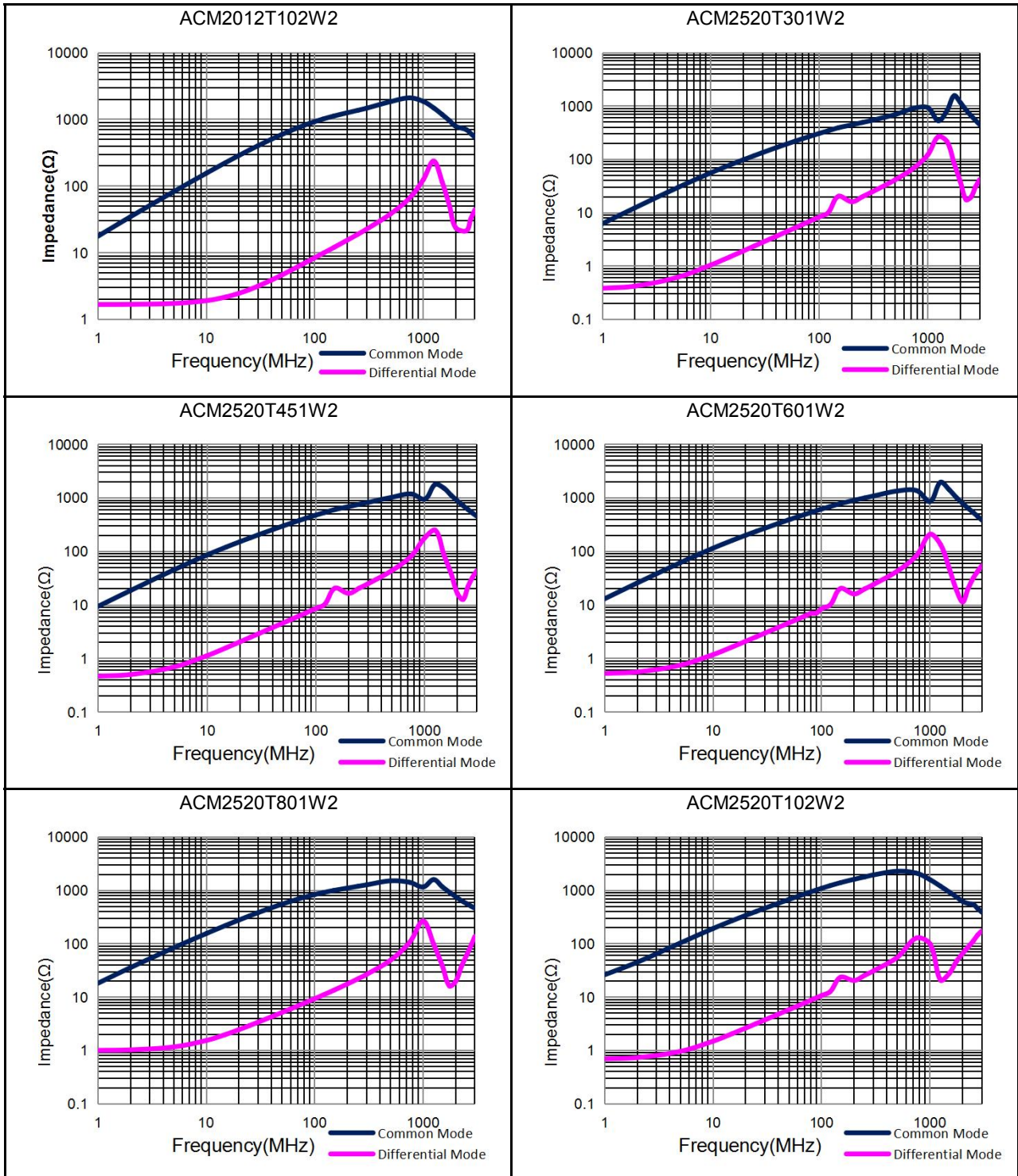
### Characteristics(Reference)



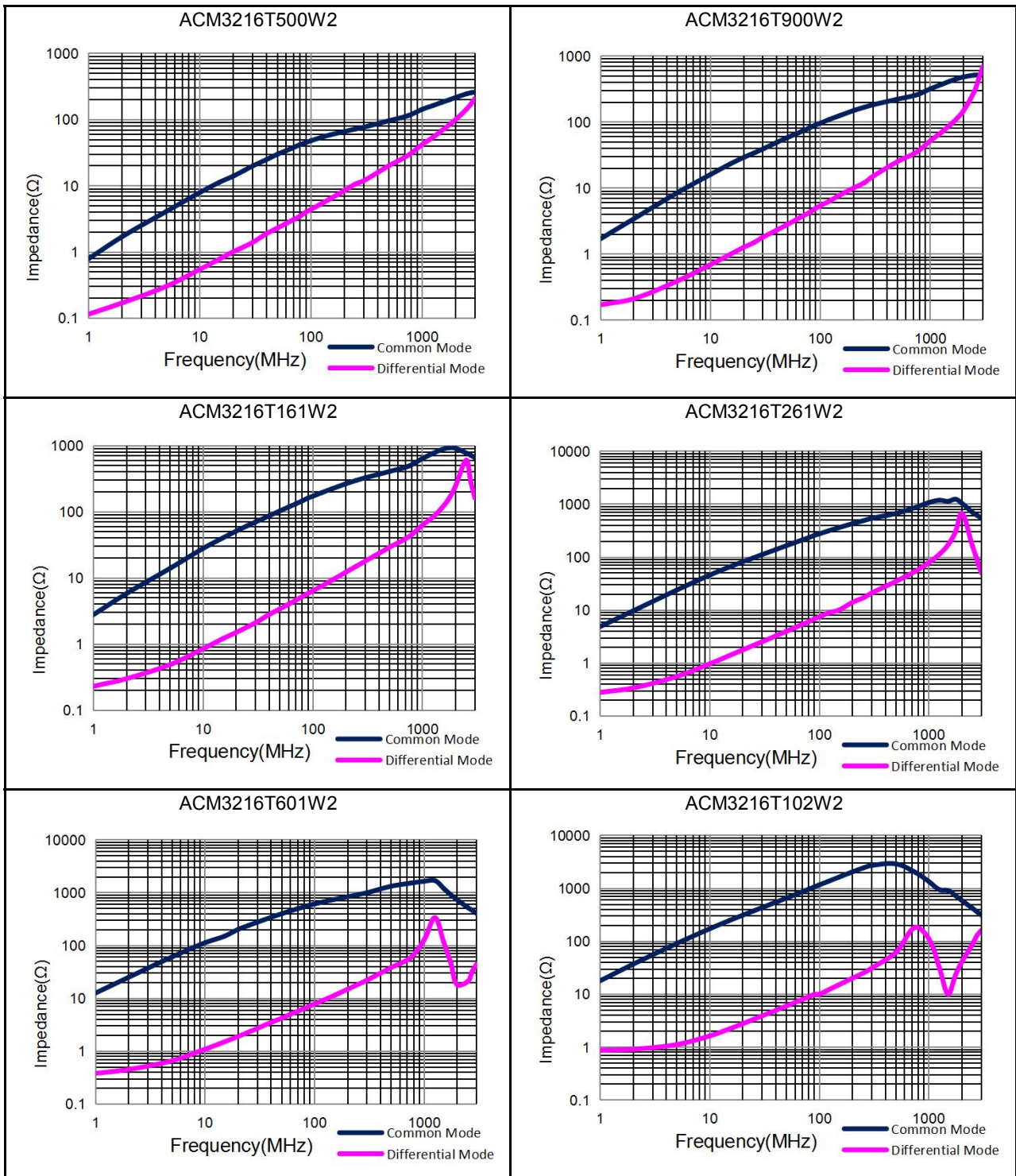
### Characteristics(Reference)



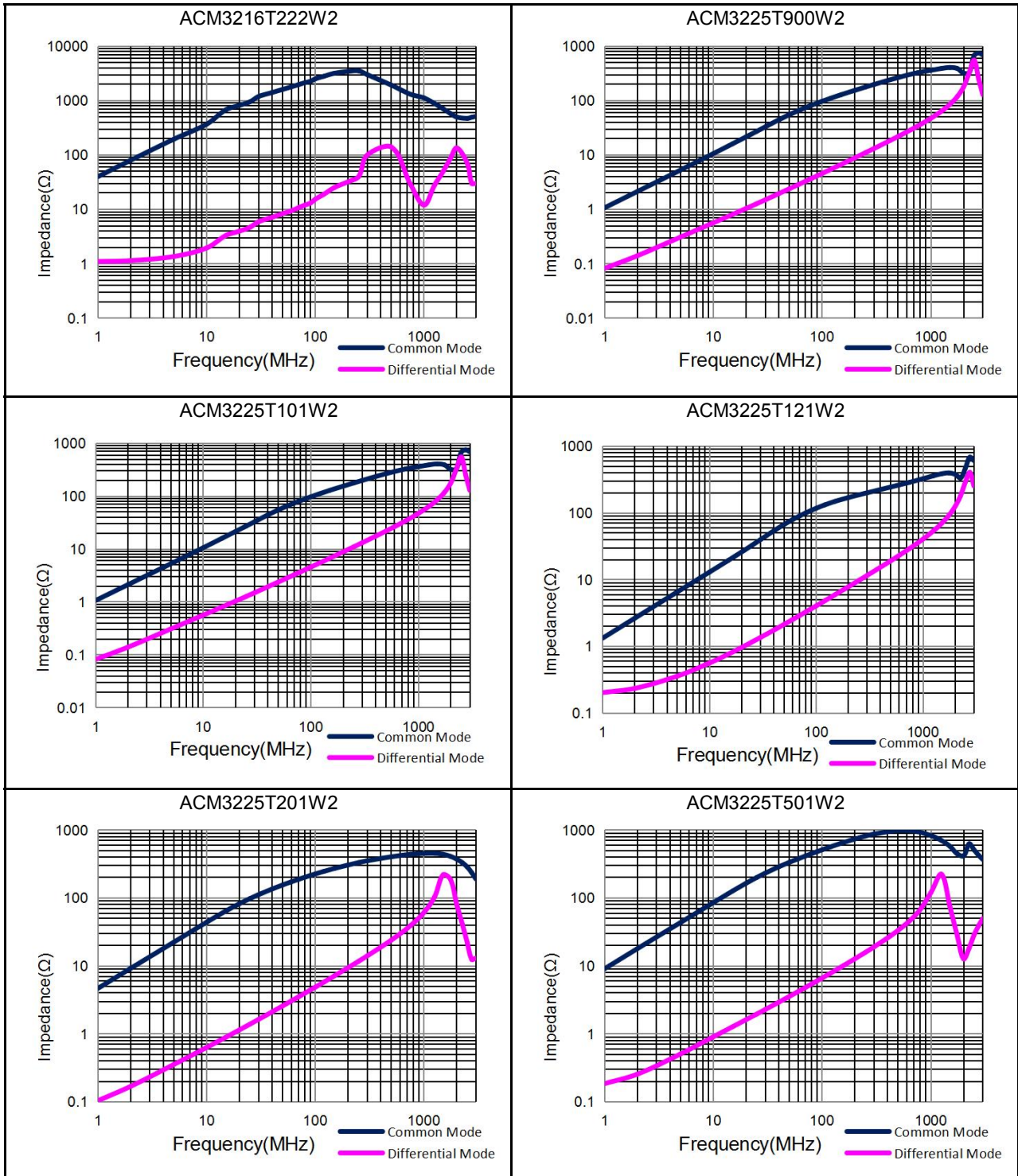
### Characteristics(Reference)



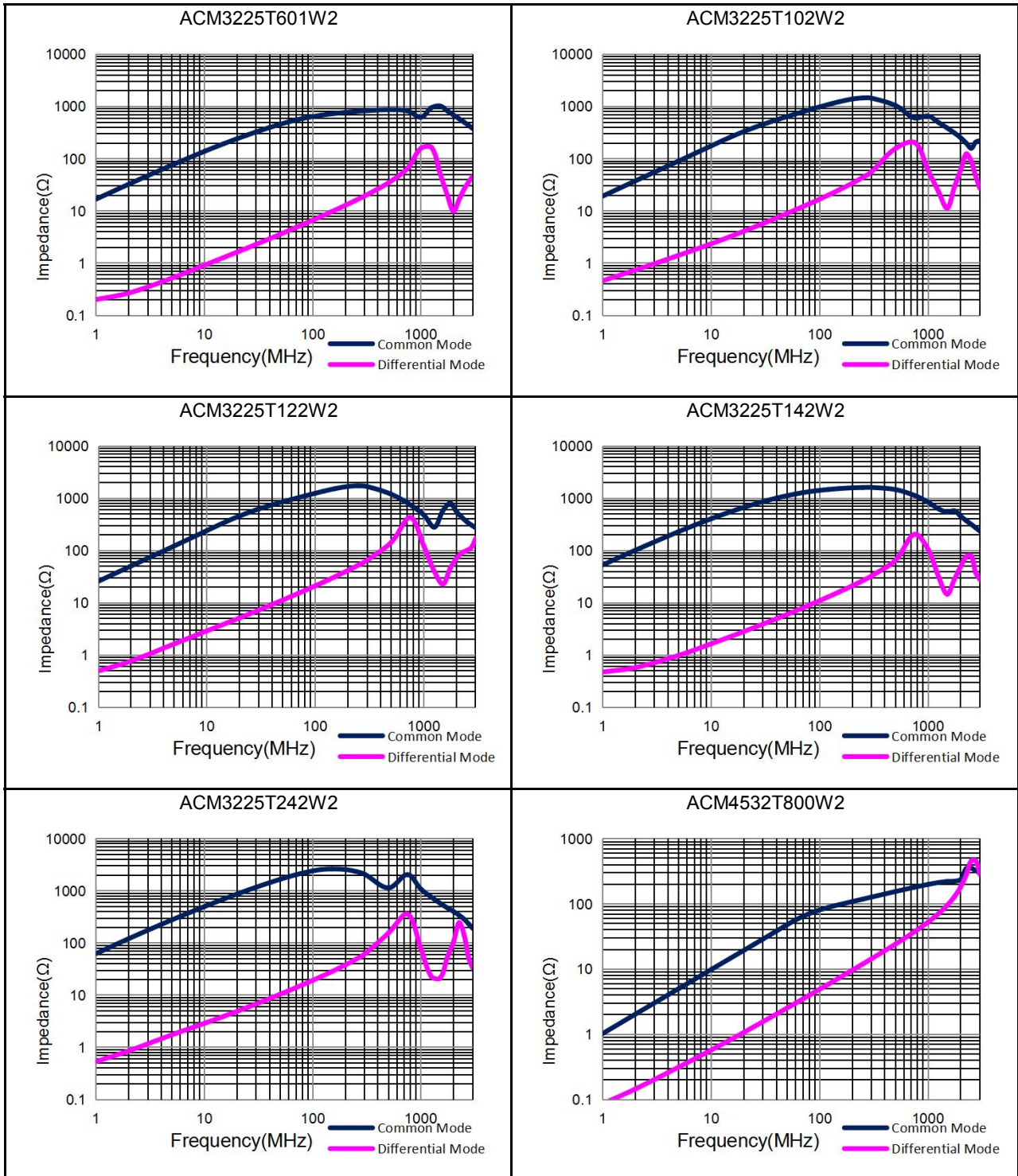
### Characteristics(Reference)



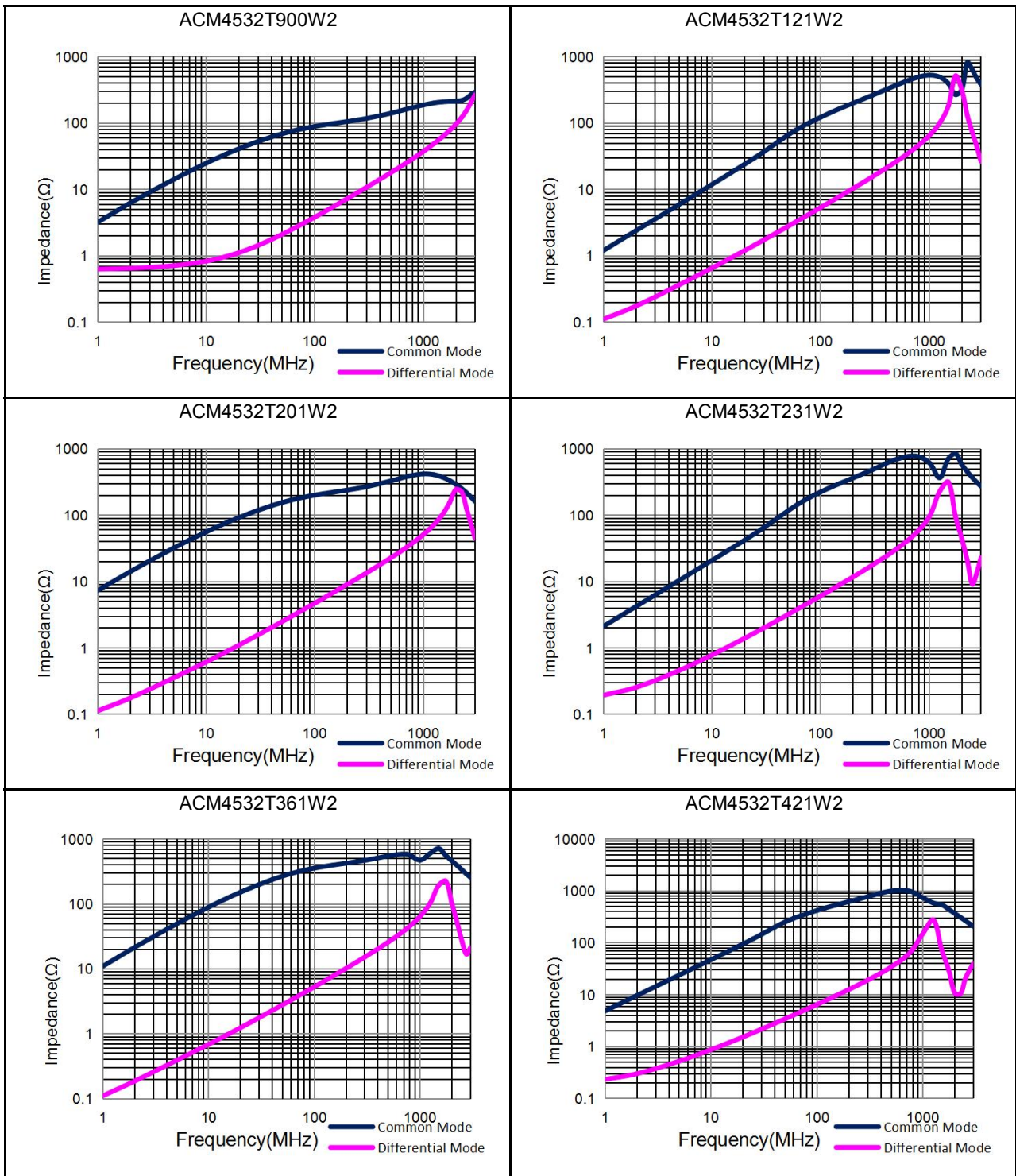
### Characteristics(Reference)



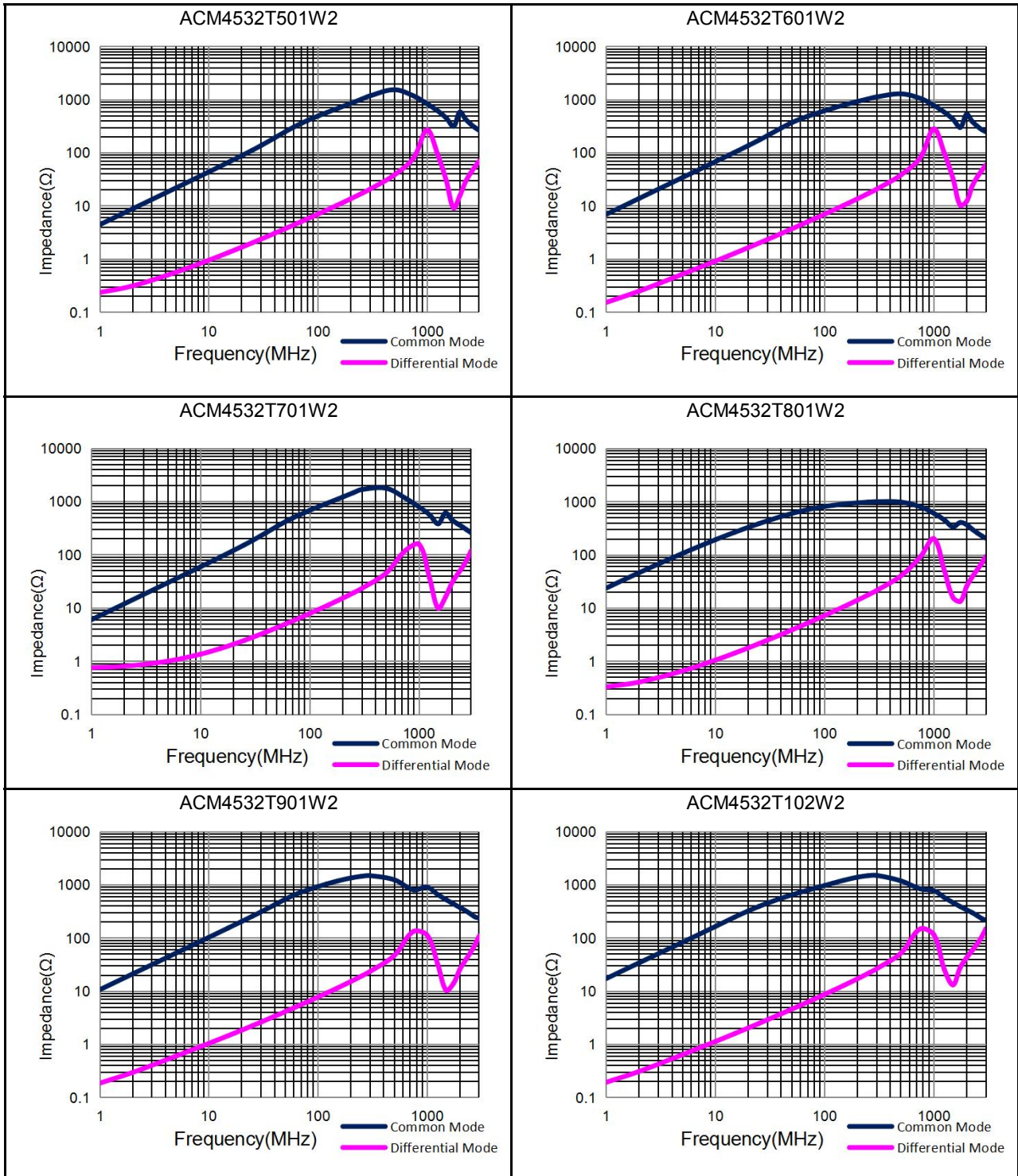
### Characteristics(Reference)



### Characteristics(Reference)



### Characteristics(Reference)





### Characteristics(Reference)

