



**SPECIFICATION FOR APPROVAL**

产品规格承认书

**Unibody Inductor**

一体成型功率电感

CUSTOMER.

\_\_\_\_\_

MODEL NO.

**MS1030-2R2M**

\_\_\_\_\_

CUSTOMER'S PART NO.

\_\_\_\_\_

LILE NO.

\_\_\_\_\_

DATE.

**2019-3-27**

\_\_\_\_\_

REVISION.

**A/0**

\_\_\_\_\_

<b>CUSTOMER APPROVE</b>		
DATE:		
<b>DRAWING</b>		
<b>DRAWN BY</b>	<b>CHECK BY</b>	<b>APPROVAL BY</b>
DATE:		



**深圳市迈翔科技有限公司**

**SHENZHEN MOTTO TECHNOLOGY Co., Ltd**

香港瑞德科技有限公司 黄冈市迈翔电子有限公司

Motto Technology park, niu e ling village no#214 xintian,nghua Town,

Guanlan Street, Longhua District, Shenzhen

TEL: +86 0755-8948751~2 89487610 Fax: +86 0755-61624574

[Http://www.coilmx.com](http://www.coilmx.com) E-mail: [sales@mottotech.com](mailto:sales@mottotech.com)



CUSTOMER		MODEL NO.	<b>MS1030-2R2M</b>	REVISION	<b>A/0</b>
FILE NO.		PART NO.		DATE	<b>2019-3-27</b>

<b>1.PRODUCT DIMENSION</b>		<b>UNIT:mm</b>	
	<b>A</b>	<b>10.85±0.35</b>	
	<b>B</b>	<b>10.0±0.3</b>	
	<b>C</b>	<b>3.0 Max</b>	
	<b>D</b>	<b>3.0±0.5</b>	
	<b>E</b>	<b>2.0±0.5</b>	

<b>2.ELECTRICAL REQUIREMENTS</b>			
<b>PARAMETER</b>	<b>SPECIFICATION</b>	<b>CONDITION</b>	<b>TEST INSTRUMENTS</b>
L(uH)	<b>2.2μH±20%</b>	<b>100KHz/1.0V</b>	<b>MICROTEST 6377</b>
DCR(mΩ)	<b>9.0mΩMAX</b>	<b>At 25℃</b>	<b>TH2512A</b>
I sat(A)	<b>14.0A TYP L0A*70%</b>	<b>100KHz/1.0V</b>	<b>MICROTEST 6377+6220</b>
I rms(A)	<b>11.0A TYP ΔT≤40℃</b>	<b>100KHz/1.0V</b>	<b>MICROTEST 6377+6220</b>

**3.CHARACTERISTICS**

(1). All test data is based on 25℃ ambient.

(2). DC current(A)that will cause an approximate ΔT40℃

(3). DC current(A)that will cause L0 to drop approximately 30%Typ

(4). Operating temperature range: -55℃~+125℃

(5).The part temperature (ambient + temp rise)should not exceed 125℃ under worst case operating conditions. circuit design, component.PWB trace size and thickness,airflow and other cooling provision all affect the part temperature. Part temperature should be verified in the den application

**4.SPECIAL REQUEST**

(1)Lettering **2R2** on top of the body.

CUSTOMER		MODEL NO.	MS1030-2R2M	REVISION	A/0
FILE NO.		PART NO.		DATE	2019-3-27

**5.PRODUCT IDENTIFICATION**


XX XXXX - XXX X X

①      ②      ③      ④      ⑤

①、 Product Symbol    ②、 Dimensions    ③、 Inductance

④、 Tolerance: M±20%, N±30%.    ⑤、 Material

**6.ELECTRICAL SCHEMATICS**



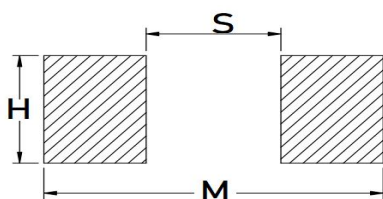
**7.APPLICATION**

- (1)Low profile,high current power supplies.
- (2)Battery powered devices.
- (3)DC/DC converters in distributed power systems.
- (5)DC/DC converters for field programmable gate array.

**8.FEATURES**

- (1)ROHS compliant.
- (2)Super low resistance,ultra high current rating.
- (3)high performance(I sat)realized by metal dust core.
- (4)Frequency Range:up to 1MHZ.

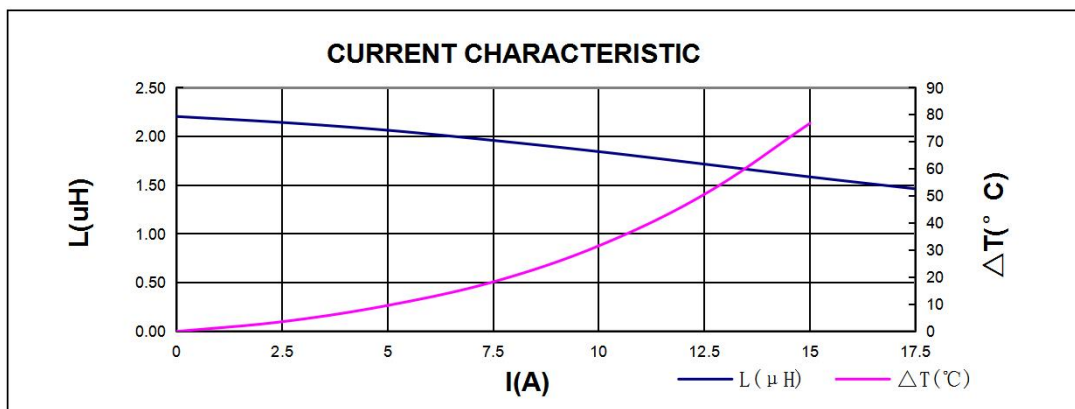
**9.RECOMMENDED PCB LAYOUT**



H	4.95
S	5.4
M	13.6

CUSTOMER		MODEL NO.	MS1030-2R2M		REVISION	A/0	
FILE NO.		PART NO.			DATE	2019-3-27	
SORT	ITEM	A	B	C	D	E	
PRODUCT & DIMENSION	SPEC	10.85±0.35	10.0±0.3	3.0 Max	3.0±0.5	2.0±0.5	
	1	10.76	10.03	2.86	2.98	2.08	
	2	10.78	10.03	2.89	2.98	2.06	
	3	10.76	10.04	2.85	2.98	2.10	
	4	10.76	10.03	2.86	2.97	2.08	
	5	10.74	10.04	2.87	2.98	2.07	
	X	10.76	10.03	2.87	2.98	2.08	
R	0.04	0.01	0.04	0.01	0.04		

ELECTRICAL & REQUIREMENTS	ITEM	L(μH)	DCR (mΩ)	I sat(A)	DC BIAS	Irms	SHAPE:
	SPEC	2.2μH±20%	9.0mΩMAX	14.0A TYP L0A*70%		11.0A TYP ΔT≤40℃	
	1	2.120	8.11	1.584	-25.3%	OK	
	2	2.150	8.09	1.587	-26.2%	OK	
	3	2.230	8.07	1.634	-26.7%	OK	
	4	2.180	8.12	1.612	-26.1%	OK	
	5	2.110	8.06	1.584	-24.9%	OK	
	X	2.16	8.09	1.60	-25.8%		
R	0.12	0.06	0.05	1.8%			



I(A)	0	2.5	5	7.5	10	12.5	15	17.5	20
L(μH)	2.203	2.142	2.062	1.958	1.843	1.715	1.584	1.462	1.333
ΔT(°C)	0	3.6	9.6	18.3	31.6	50.6	76.8		

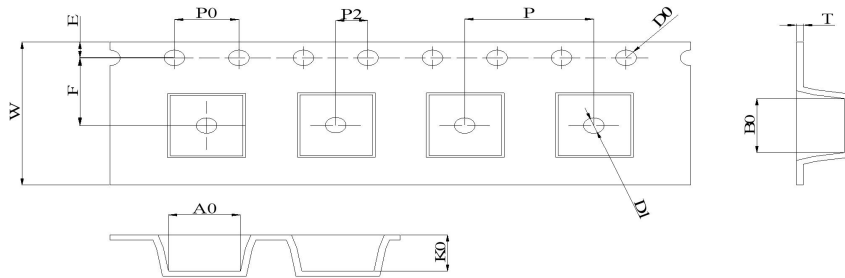
CUSTOMER		MODEL NO.	MS1030-2R2M	REVISION	A/0
FILE NO.		PART NO.		DATE	2019-3-27
<b>11.可靠性Reliability</b>					
项目Item	规格与需求 Specification and Requirement	测试方法Test Method			
可焊性 Solderability test	沾锡面积不得小于95%上锡面 Terminals area must have 95% min solder coverage	上锡升温曲线Solder heat proof: (1) 预热: 160±10℃持续90s Preheating: 160±10℃ for 90 seconds (2) 恒温时段: 245±5℃持续2±0.5s Retention time: 245±5℃ for 2±0.5 seconds			
振动测试 Vibration test	感值变化: 不超过±5% 且无破裂等机械损伤产生 Inductance change: Within±5% Without mechanical damage such as break	(1) 振动频率(10Hz 55Hz 10Hz)60s为一个周期 Vibration frequency: (10Hz to 55Hz to 10Hz) in 60 seconds as a period (2) 振动时间 Vibration time: 三维正交坐标系每个方向振动(周期) 循环2小时 Period cycled for 2 hours in each of 3 mutual perpendicular directions (3) 振幅 Amplitude: 1.5 mm Max			
冲击测试 Shock test	感值变化: 不超过±5% 且无破裂等机械损伤产生 Inductance change: Within±5% Without mechanical damage such as break	(1) 最大振幅 Peak value: 100G (2) 脉冲波长 Duration of pulse: 11ms (3) 三维正交坐标系每个方向正负方向冲击3次 Times in each positive and negative direction of 3 mutual perpendicular directions			
冷热冲击 Thermal shock	感值变化: 不超过±5% 且无破裂等机械损伤产生 Inductance change: Within±5% Without mechanical damage such as break	(1)重复以上100个循环Repeat 100 cycle as follow (-55±2℃,30±3分钟) 室温5分钟 (-55±2℃,30±3 minutes) Room temperature,5 minutes (+125±2℃,30±3分钟) 室温5分钟 (+125±2℃,30±3 minutes) Room temperature,5 minutes (2)恢复: 测试于标准条件下恢复48+4/-0小时 (参考注释1) Recovery:48+4/-0 hours of recovery under the standard condition after the test. (see Note1)			
耐高温测试 High temperature life test	感值变化: 不超过±5% 且无破裂等机械损伤产生 Inductance change: Within±5% Without mechanical damage such as break	(1)环境条件: 85±2℃ Environment condition : 85±2℃ 应用电流: 额定电流 Applied current: Rated current (2)持续时间: 1000+4/-0 小时 (参考注释1) Duration:1000+4/-0 hours (see Note1)			
耐湿测试 Humidity Resistance	感值变化: 不超过±5% 且无破裂等机械损伤产生 Inductance change: Within±5% Without mechanical damage such as break	(1)环境条件: 60±2℃ Environment condition : 60±2℃ 湿度: 90~95% Humidity:90~95% 应用电流: 额定电流 Applied current: Rated current (2)持续时间: 1000+4/-0 小时 (参考注释1) Duration:1000+4/-0 hours (see Note1)			
低温存放测试 Low temperature life test	感值变化: 不超过±5% 且无破裂等机械损伤产生 Inductance change: Within±5% Without mechanical damage such as break	(1)存储温度 Store temperature -55±2℃下存放 1000+4/-0 小时 -55±2℃for total 1000+4/-0 hours			
高温存放测试 High temperature life test	感值变化: 不超过±5% 且无破裂等机械损伤产生 Inductance change: Within±5% Without mechanical damage such as break	(1)存储温度 Store temperature +125±2℃下存放 1000+4/-0 小时 +125±2℃for total 1000+4/-0 hours			

CUSTOMER		MODEL NO.	MS1030-2R2M	REVISION	A/0
FILE NO.		PART NO.		DATE	2019-3-27

12、包装 Packaging

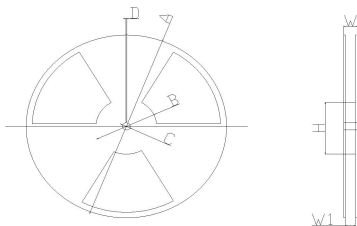
12.1、尺寸 Dimensions

12.1.1 包装料带尺寸 Tape packaging dimensions



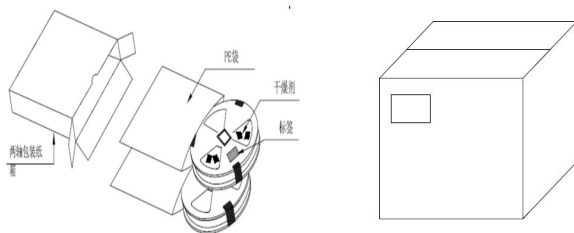
W	A0	B0	K0	P	F	E	D0	P0	T
24.00 ±0.30	10.6 ±0.10	11.8 ±0.10	3.35 ±0.10	16.0 ±0.10	11.5 ±0.1	1.75 ±0.10	1.50 ±0.10	4.0 ±0.10	0.35 ±0.05

12.1.2 卷轴尺寸 Reel dimensions



项目	尺寸(mm)
A	330.0 ± 2.0
B	100.0 ± 1.0
C	13.0 ± 1.0
D	1.9 ± 0.4
W	30.4 Max
W1	24.4 ± 1.0

12.1.3 外箱尺寸 Carton dimensions



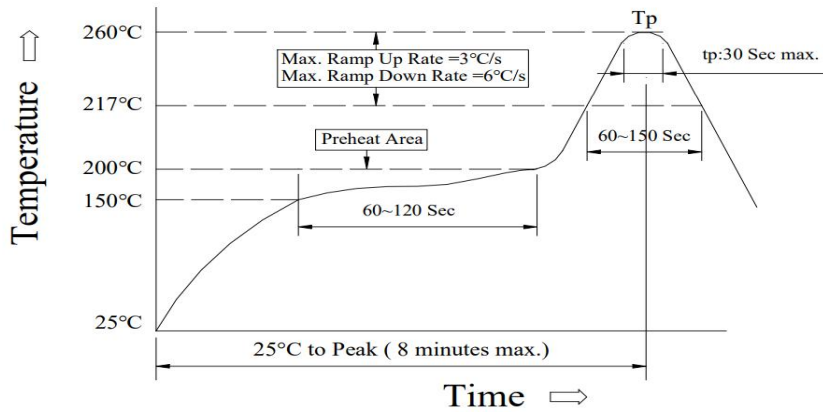
项目	数量(PCS)
1卷轴	500
1内箱	1000
1外箱	3000

CUSTOMER		MODEL NO.	MS1030-2R2M	REVISION	A/0
FILE NO.		PART NO.		DATE	2019-3-27

Reflow curve

※ Reflow Profile

Power Choke Coil Type



1. Reflow Soldering Method

Reflow Soldering	Tp:255~260°C	Max.30 seconds ( tp )
	217°C	60~150 seconds
Pre-Heat	150 ~ 200°C	60~120 seconds
Time 25°C to peak temperature	8 minutes max.	

2. Soldering iron method : 350±5°C Max.3 seconds.